



A Publication
of Reliable Methods
for the Preparation
of Organic Compounds

Working with Hazardous Chemicals

The procedures in *Organic Syntheses* are intended for use only by persons with proper training in experimental organic chemistry. All hazardous materials should be handled using the standard procedures for work with chemicals described in references such as "Prudent Practices in the Laboratory" (The National Academies Press, Washington, D.C., 2011; the full text can be accessed free of charge at http://www.nap.edu/catalog.php?record_id=12654). All chemical waste should be disposed of in accordance with local regulations. For general guidelines for the management of chemical waste, see Chapter 8 of Prudent Practices.

In some articles in *Organic Syntheses*, chemical-specific hazards are highlighted in red "Caution Notes" within a procedure. It is important to recognize that the absence of a caution note does not imply that no significant hazards are associated with the chemicals involved in that procedure. Prior to performing a reaction, a thorough risk assessment should be carried out that includes a review of the potential hazards associated with each chemical and experimental operation on the scale that is planned for the procedure. Guidelines for carrying out a risk assessment and for analyzing the hazards associated with chemicals can be found in Chapter 4 of Prudent Practices.

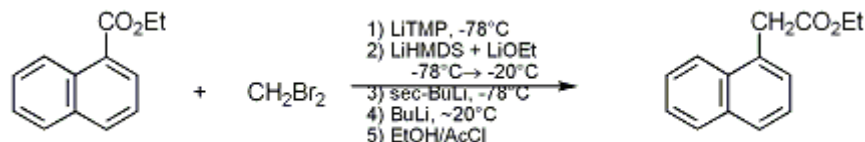
The procedures described in *Organic Syntheses* are provided as published and are conducted at one's own risk. *Organic Syntheses, Inc.*, its Editors, and its Board of Directors do not warrant or guarantee the safety of individuals using these procedures and hereby disclaim any liability for any injuries or damages claimed to have resulted from or related in any way to the procedures herein.

September 2014: The paragraphs above replace the section "Handling and Disposal of Hazardous Chemicals" in the originally published version of this article. The statements above do not supersede any specific hazard caution notes and safety instructions included in the procedure.

Organic Syntheses, Coll. Vol. 9, p.426 (1998); Vol. 71, p.146 (1993).

ETHYL 1-NAPHTHYLACETATE: ESTER HOMOLOGATION VIA YNOLATE ANIONS

[1-Naphthaleneacetic acid, ethyl ester]



Submitted by Rajarathnam E. Reddy and Conrad J. Kowalski¹.

Checked by Chang Y. Hong and Larry E. Overman.

1. Procedure

A. *Preparation of lithium 2,2,6,6-tetramethylpiperidide (LiTMP).* An oven-dried, 500-mL, round-bottomed flask, equipped with a magnetic stirring bar, nitrogen inlet, and septum, is filled with a nitrogen atmosphere and charged via syringe with 40.5 mL (33.9 g, 0.240 mol) of 2,2,6,6-tetramethylpiperidine (Note 1) and 250 mL of anhydrous tetrahydrofuran (Note 2). The rapidly stirred solution is cooled with an ice bath and 88.0 mL (0.220 mol) of 2.5 M butyllithium in hexanes (Note 3) is added via syringe over a 20-min period. This solution of lithium 2,2,6,6-tetramethylpiperidide is stirred with continued ice bath cooling for a period of about 30 min while the next reaction is readied.

B. *In situ lithiodibromomethane preparation/addition.* An oven-dried, 2-L, round-bottomed flask with three vertical necks, containing 20.0 g (0.100 mol) of ethyl 1-naphthoate (Note 4), is equipped with a 2-1/2 × 3/4-inch, egg-shaped magnetic stirring bar (Note 5), a -100°C to +50°C thermometer (Note 6) and a rubber septum. The apparatus is flushed with nitrogen and a nitrogen atmosphere is maintained throughout the reaction using a nitrogen bubbler system that allows pressure release. The flask is charged through the septum (via syringe) with 200 mL of anhydrous tetrahydrofuran and 15.5 mL (38.3 g, 0.220 mol) of dibromomethane (Note 1). The thermometer (in a side neck) is adjusted so that the bulb is submerged when the liquid is stirred. The flask is immersed almost to the necks in a dry ice-acetone bath using about 2 L of acetone, and the contents are stirred vigorously for good heat transfer.

The lithium tetramethylpiperidide solution from Part A is cooled with a dry ice-acetone bath. When the solution of ethyl 1-naphthoate and dibromomethane has cooled to -74°C or below (internal solution temperature), addition of the dry ice-acetone cooled solution of lithium tetramethylpiperidide is begun. Addition is made via a double-ended (16 gauge) needle over a 40 to 50-min period using a slight positive nitrogen pressure in the 500-mL flask (Note 7). During this time, the addition rate is slowed or stopped as needed to maintain the reaction temperature below -67°C.

C. *Preparation of lithium hexamethyldisilazide(LiHMDS)/lithium ethoxide.* As the addition of Part B above is progressing, an oven-dried, 500-mL, round-bottomed flask, equipped with a magnetic stirring bar, nitrogen inlet, and septum, is filled with a nitrogen atmosphere and charged via syringe with 42.1 mL (32.2 g, 0.200 mol) of 1,1,1,3,3,3-hexamethyldisilazane (Note 1), 5.9 mL (4.6 g, 0.100 mol) of absolute ethanol, and 160 mL of anhydrous tetrahydrofuran. The rapidly stirred solution is cooled with an ice bath and 120 mL (0.300 mol) of 2.5 M butyllithium in hexanes is added via syringe over a 20-min period. The resulting solution of lithium hexamethyldisilazide and lithium ethoxide is stirred with continued cooling for a period of about 30 min and is then cooled with a dry ice-acetone bath (Note 8).

D. *Base and butyllithium addition.* Ten minutes after the addition of lithium tetramethylpiperidide to the main reaction is complete, the cold (ca. -70°C) solution of lithium hexamethyldisilazide and lithium ethoxide is added (via a double-ended needle) over a 15 to 20-min period, while maintaining the reaction mixture temperature below -65°C. Five minutes after the addition is complete, the dry ice-acetone cooling bath is removed and the reaction mixture is allowed to warm. When the internal

temperature of the solution has reached -20°C (after about 15 min), the reaction mixture is again cooled with a dry ice-acetone bath (Note 9), (Note 10). When the internal reaction temperature has reached -70°C or below, 308 mL (0.400 mol) of 1.3 M *sec*-butyllithium in cyclohexane (Note 11) is added via syringe over a 30 to 40-min period so that the internal temperature is maintained below -60°C . Five minutes after the addition is complete, the dry ice-acetone cooling bath is removed and the reaction mixture is allowed to warm. After the internal temperature has gradually reached ca. -10°C (Note 12), the reaction mixture is warmed to 20°C with a $\sim 25^{\circ}\text{C}$ water bath. A solution of butyllithium (80 mL, 0.200 mol) in hexanes is then added using a syringe pump over a 30 to 40-min period while the internal temperature is maintained between 20 – 25°C (Note 13), (Note 14). The reaction mixture is then allowed to stir for 30 min at room temperature (Note 15).

E. *Quench and purification.* While the butyllithium addition is taking place, an acidic ethanol solution is prepared in a 3-L, two-necked, round-bottomed flask, equipped with a mechanical stirrer and a 250-mL, pressure-equalizing dropping funnel. The flask is charged with 1 L of absolute ethanol and the funnel with 250 mL of acetyl chloride. The ethanol is stirred rapidly and the flask is cooled with an ice bath as the acetyl chloride is added over a 30–40-min period and then the cooling bath is removed and stirring is continued for 20–30 min. After the main reaction mixture has been stirred for 30 min at room temperature, it is cooled with a dry ice-acetone bath. The acidic ethanol solution is cooled with an ice bath and the cold, main reaction mixture is quenched by addition (via a double-ended needle) into the rapidly stirred, cold, acidic ethanol solution over a 3 to 3.5 hr period (Note 16).

After the quench is complete, the mixture is diluted with 2 L of ether and washed in a separatory funnel with 1.25 L of aqueous 10% hydrochloric acid. The aqueous layer is reextracted with a 2-L portion of ether. The combined ethereal layers are washed with 1.25 L of saturated brine solution and dried over anhydrous magnesium sulfate. After filtration and removal of solvent using a rotary evaporator there remains 26 g of crude product as a reddish-brown oil. Distillation of this material under reduced pressure through an unpacked, 2-inch distillation apparatus affords 17.3 g (81%) of ethyl 1-naphthylacetate as a yellow liquid, (bp 134 – 138°C , 0.2 mm) (Note 17), (Note 18).

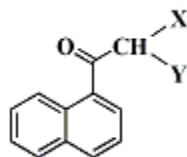
2. Notes

- 1, 2,2,6,6-Tetramethylpiperidine, dibromomethane (99%) and 1,1,1,3,3,3-hexamethyldisilazane (98%) were purchased from Aldrich Chemical Company, Inc., and used without further purification. Use of less hindered secondary amines (such as diisopropylamine) in place of tetramethylpiperidine results in lower yields because of the formation of carboxamide by-products.
2. Reagent grade tetrahydrofuran was freshly distilled under nitrogen from a purple solution of sodium and benzophenone.
3. Solutions of butyllithium in hexanes and *sec*-butyllithium in cyclohexane were purchased from the Aldrich Chemical Company, Inc. It is recommended that only freshly opened bottles or extremely well protected solutions be used as the presence of lithium butoxide in partially decomposed bottles results in formation of the corresponding butyl ester as an undesired by-product.
4. Ethyl 1-naphthoate was purchased from Lancaster Synthesis, Inc., P.O. Box 1000, Windham, NH 03087, and used without purification. The checkers found that the purity of the ester was 95% by capillary GC analysis.
5. Good stirring is important to the success of this reaction, in order to provide efficient heat transfer during the addition of lithium tetramethylpiperidide and *sec*-butyllithium. The $2\text{-}1/2 \times 3/4$ inch stirring bar used is available from Aldrich Chemical Company, Inc.
6. The submitters recommend calibrating the thermometer to ca. -78°C when immersed in a dry ice-acetone bath. The thermometer used for these runs (Catalog #Z11,011-6) was purchased from Aldrich Chemical Company, Inc. Three different thermometers (two Fisher 15-035 and one Ertco X7048) were found that read from -86°C to -96°C when immersed in a dry ice-acetone bath! The checkers used a digital thermometer, model 450-ATT, purchased from OMEGA Engineering, Inc., Stamford, CT 05907.
7. At a very low temperature the lithium tetramethylpiperidide solution may become too thick for smooth addition. If that occurs, the dry ice-acetone cooling bath is either partially or completely removed for a short period until addition can take place. The checkers warmed this mixture to -20°C to -10°C (whereupon it became a clear solution) prior to addition.

8. While it is important for all ester substrates that lithium hexamethyldisilazide be added before warming in order to avoid yield loss, the addition of **lithium ethoxide** (LiOEt) is specific for the naphthyl ester and is not generally necessary (see Discussion). Thus for other esters the **ethanol** can be omitted in this step and the amount of **butyllithium** can be reduced to 0.20 mol.

9. The reaction mixture turns from a yellow-orange color to a dark brown/black during the warming process, at ca. -35° to -25°C .

10. It is helpful to withdraw about a 0.20-mL aliquot of the reaction mixture after the warming-recooling process, to quench it in about 1.5 mL of a 1:5 mixture of **acetyl chloride** and absolute **ethanol**, and then to add about 1 mL of **ethyl acetate** and 0.5 mL of water. The mixture is shaken and most of the organic layer is transferred via pipette to a tube containing anhydrous **magnesium sulfate** for drying. GC analysis of this material (at a convenient time) on a 50 m \times 0.32 mm i.d. capillary column of cross-linked methylsilicone, at 40 psi of pressure for the **helium** carrier gas, and at a temperature raised from 100°C to 300°C at a rate of $15^{\circ}\text{C}/\text{min}$ should show no remaining starting ester (ret. time = 6.5 min); instead it should show dibromo ketone **1a** (X = Br, Y = Br) at a ret. time = 9.0 min, monobromo ketone **1b** (X = H, Y = Br) at a ret. time = 7.7 min and monochloro ketone **1c** (X = H, Y = Cl) at a ret. time = 7.1 min (resulting from halogen exchange during the quench) in a ratio of about 3.9:4.2:1.



11. Use of **butyllithium** in place of **sec-butyllithium** at this point results in formation of some α -butylated ester by-product later upon warming, while use of **sec-butyllithium** in greater excess results in formation of methyl ketone **1d** (X, Y = H) in the final product.

12. **CAUTION:** A pressure buildup can occur on this scale if the reaction mixture is warmed from -78°C to -10°C too rapidly and if the nitrogen inlet/pressure release system has very narrow constrictions. The initial warming is best done without a bath and takes about 15 min.

13. The internal temperature is maintained between 20°C to 25°C during the addition with a cold water bath.

14. For non-aromatic esters, this addition can be carried out more conveniently by adding the **butyllithium** over 5–10 min (without cooling) once the internal temperature has reached -20°C , and then warming to room temperature using a 20 – 25°C bath. For **ethyl 1-naphthoate**, however, addition of **butyllithium** at a lower temperature, or too quickly at a higher temperature, results in formation of ca. 3.2% of methyl ketone **1d** (X = Y = H). This lowers the yield and this compound is difficult to separate from the product.

15. It is wise to remove, quench, and analyze an aliquot from the reaction (as described in **Note 10**). At this point there should be no dibromo ketone **1a** (X, Y = Br, ret. time = 9.0 min) or monobromo ketone (X = H, Y = Br, ret time = 7.7 min), but instead a strong peak for product at a ret. time = 6.8 min. If any monobromo or dibromo ketone is present in the 30-min aliquot, a longer time should be allowed for stirring at room temperature and/or slightly more **butyllithium** should be added.

16. It is important to quench the reaction *into* the acidic **ethanol**. If the quench solution is added to the reaction mixture, very little product is obtained.

17. The pot material in this distillation is rather viscous and tends to bump, so good stirring and extra care should be employed to avoid this problem. A low-boiling fraction (0.67–0.78 g, 95 – 133°C , 0.2 mm) is collected that is mostly a mixture of hydrocarbons and **ethyl 1-naphthylacetate** (ca. 1% yield). More than 90% of the product distils at 134 – 138°C , 0.2 mm. For the final few drops of product the bath temperature must be raised by 15 – 20°C , resulting in a slight rise in product boiling point; however, all the remaining distillate obtained is desired product.

18. G/C analysis (as in **Note 10**) of the final product, shows a single peak with retention time of 6.8 min. This material has the following spectral properties: IR (neat) cm^{-1} : 2981, 1730, 1598, 1512, 1445, 1174, 792, 780; ^1H NMR (CDCl_3) δ : 1.19 (t, 3 H, J = 7.0), 4.04 (s, 2 H), 4.13 (q, 2 H, J = 7.1), 7.39–7.51 (m, 4 H), 7.76 (dd, 1 H, J = 2.4, 7.1), 7.84 (d, 1 H, J = 7.9), 7.98 (d, 1 H, J = 8.3).

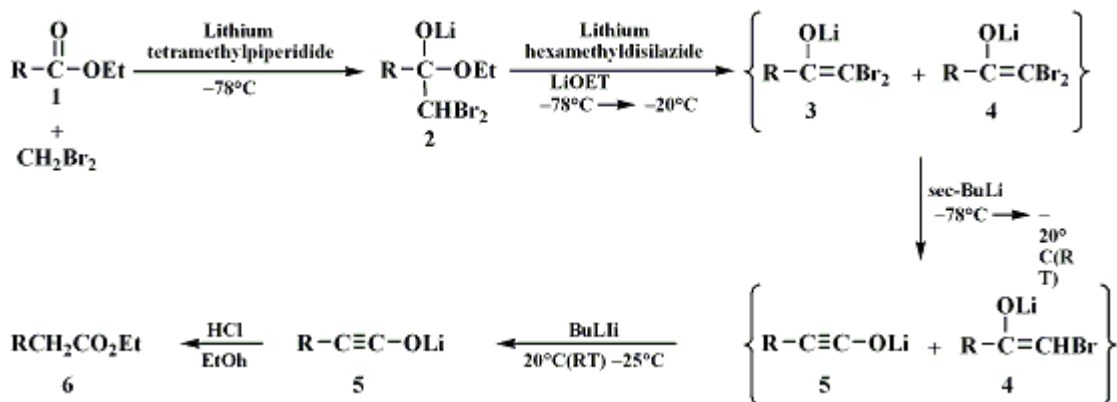
Waste Disposal Information

All toxic materials were disposed of in accordance with "Prudent Practices in the Laboratory"; National Academy Press; Washington, DC, 1995.

3. Discussion

This procedure illustrates a general method for the direct homologation of common esters, that represents a convenient, safer alternative to the classical Arndt-Eistert approach. Ethyl 1-naphthylacetate was selected for this demonstration since its preparation via the classical procedure has appeared previously in *Organic Syntheses*,² thus offering a direct comparison. In the earlier work, 1-naphthoyl chloride was prepared from the corresponding acid and converted using diazomethane to 1-(diazooacetyl)naphthalene. Preparation of multigram quantities of hazardous diazomethane was required, and the 1-(diazooacetyl)naphthalene produced was a severe skin irritant that had to be recrystallized in order to achieve the desired overall yield. Freshly prepared silver benzoate was then used to catalyze the Wolff rearrangement, providing the final ethyl 1-naphthylacetate in 78% overall yield (from the acid chloride). A modified Arndt-Eistert procedure using trimethylsilyldiazomethane has also been used to effect transformation of 1-naphthoyl chloride to ethyl 1-naphthylacetate in 66% yield on a 3-mmol scale.³

The current procedure starts with the ester, ethyl 1-naphthoate, and converts it into homologated product in 81% yield without isolation of any intermediates. Safe, commercially available materials are employed. Based on a recently published variation⁴ of our original homologation methods,⁵ it represents a general procedure applicable to esters **1** bearing aryl, alkenyl, alkynyl and primary, secondary or tertiary alkyl attachments R. Yields range from 67–90% (on a 25-mmol scale) and like the Arndt-Eistert sequence this procedure affords retention of stereochemistry for the attachment R. It is also worth noting that this chemistry proceeds through the intermediacy of ynolate anions **5** that are useful for other processes,^{6,7} including the preparation of silyloxyacetylenes.⁸



Parts A and B of the procedure correspond to preparation of lithium tetramethylpiperidide, and its use in the in situ preparation⁹ and addition of dibromomethyl lithium to the ester **1** producing tetrahedral intermediate **2**. In Part C a mixture of lithium hexamethyldisilazide and lithium ethoxide is prepared for addition in Part D to the solution of **2**. The silazide base serves to deprotonate the mono and dibromo ketones that are formed on initial warming of the reaction to -20°C , thus protecting them as the enolate anions **4** and **3**. Addition of the sec-butyllithium in Part D effects the key metal-halogen exchange/rearrangement of **3** at -78°C , converting it to the ynolate anion **5** (and producing sec-butyl bromide that does not alkylate the ynolate anion on subsequent warming). Addition of butyllithium, also in Part D, provides a source of base (regenerated lithium tetramethylpiperidide) to deprotonate enolate **4** at room temperature and initiate rearrangement to ynolate **5**. The Part E quench then affords final product **6**.

Two modifications were made to our general procedure,⁴ specifically to suit the ethyl 1-naphthoate case in this preparation, that are not necessary for most other compounds. For most ynolate anions, **5**, the inverse quench into acidic ethanol described here is sufficient to eliminate significant formation of dimeric products resulting from ynolate anion reaction with the ketene intermediate. In the naphthalene case, however, about 3% of dimeric material (which complicates the distillation) is formed, possibly

because of tighter aggregation of the ynoate anions via π -stacking. This was eliminated by adding an equivalent of **lithium ethoxide** (Parts C and D) to provide more ethoxide as an internal nucleophile/aggregate companion to trap effectively all the ketene formed in the quench. This ethoxide is not generally required for other substrates (**Note 8**).

It was also found for the **naphthalene** case (and to a lesser extent for phenyl), that small amounts of metal-halogen exchange can take place between bromoenolate **4** and **butyllithium** at room temperature, affording about 3% of **acetoneaphthone** after quench. Thus the **butyllithium** addition was carried out slowly enough at room temperature so that no buildup of **butyllithium** would occur; under these conditions, the **lithium tetramethylpiperidide** deprotonation of **4** was occurring sufficiently fast to generate tetramethylpiperidine and to protonate the **butyllithium** as it was being added. For non-aromatic R groups on **4**, this competitive metal-halogen exchange was not a problem and the **butyllithium** need not be added slowly at room temperature (**Note 14**).

Ethyl 1-naphthoate thus represents one of the more difficult homologation cases, requiring the two modifications above. For most other compounds these are unnecessary and the procedure can be simplified as noted. On untried compounds one should always test the chemistry first on a small (2 mmol) scale, monitoring the quenched aliquots (as in (**Note 10**) and (**Note 15**)) to ensure that minor adjustments to the stoichiometry are not needed (e.g., a larger excess of **dibromomethylithium** in the first step to consume all the starting ester and/or more **butyllithium** in the final step to deprotonate/rearrange all the bromoenolate **4**). No such changes have been required for any of the esters that we have investigated to date,⁴ however, indicating that this procedure represents a quite general method for the direct homologation of common esters.

References and Notes

1. Synthetic Chemistry Department, SmithKline Beecham Pharmaceuticals, P.O. Box 1539, King of Prussia, PA 19406.
2. Lee, V.; Newman, M. S. *Org. Synth., Coll. Vol. VI* **1988**, 613.
3. Aoyama, T.; Shioiri, T. *Chem. Pharm. Bull.* **1981**, 29, 3249.
4. Kowalski, C. J.; Reddy, R. E. *J. Org. Chem* **1992**, 57, 7194;
5. Kowalski, C. J.; Haque, M. S.; Fields, K. W. *J. Am. Chem. Soc.* **1985**, 107, 1429.
6. Kowalski, C. J.; Haque, M. S. *J. Am. Chem. Soc.* **1986**, 108, 1325;
7. Kowalski, C. J.; Lal, G. S. *Tetrahedron Lett.* **1987**, 28, 2463.
8. Kowalski, C. J.; Lal, G. S.; Haque, M. S. *J. Am. Chem. Soc.* **1986**, 108, 7127.
9. This preparation is patterned after the in situ preparation of **dibromomethylithium** for addition to ketones using **lithium dicyclohexylamide**, as reported by Taguchi, H.; Yamamoto, H.; Nozaki, H. *J. Am. Chem. Soc.* **1974**, 96, 3010.

Appendix

Chemical Abstracts Nomenclature (Collective Index Number); (Registry Number)

Lithium 2,2,6,6-tetramethylpiperidide

brine

Lithium hexamethyldisilazide

lithium 2,2,6,6-tetramethylpiperidide (LiTMP)

ethanol (64-17-5)

hydrochloric acid (7647-01-0)

ethyl acetate (141-78-6)

ether (60-29-7)

acetyl chloride (75-36-5)

sec-Butyl bromide (78-76-2)

nitrogen (7727-37-9)

cyclohexane (110-82-7)

acetone (67-64-1)

Benzophenone (119-61-9)

sodium (13966-32-0)

Naphthalene (91-20-3)

dibromomethane (74-95-3)

magnesium sulfate (7487-88-9)

Diazomethane (334-88-3)

ethyl 1-naphthoate (3007-97-4)

1-naphthoyl chloride (879-18-5)

acetophenone (941-98-0)

butyllithium (109-72-8)

Tetrahydrofuran (109-99-9)

helium (7440-59-7)

lithium ethoxide

diisopropylamine (108-18-9)

2,2,6,6-tetramethylpiperidine (768-66-1)

Ethyl 1-naphthylacetate (3121-70-8)

1-Naphthaleneacetic acid, ethyl ester (2122-70-5)

1-(Diazoacetyl)naphthalene (4372-76-3)

silver benzoate (532-31-0)

sec-butyllithium (598-30-1)

1,1,1,3,3,3-hexamethyldisilazane (999-97-3)

lithium tetramethylpiperidide

lithiodibromomethane,
Dibromomethylithium

tetramethylpiperidine

lithium butoxide (2698-11-5)

lithium dicyclohexylamide

Trimethylsilyldiazomethane (18107-18-1)