



A Publication
of Reliable Methods
for the Preparation
of Organic Compounds

Working with Hazardous Chemicals

The procedures in *Organic Syntheses* are intended for use only by persons with proper training in experimental organic chemistry. All hazardous materials should be handled using the standard procedures for work with chemicals described in references such as "Prudent Practices in the Laboratory" (The National Academies Press, Washington, D.C., 2011; the full text can be accessed free of charge at http://www.nap.edu/catalog.php?record_id=12654). All chemical waste should be disposed of in accordance with local regulations. For general guidelines for the management of chemical waste, see Chapter 8 of Prudent Practices.

In some articles in *Organic Syntheses*, chemical-specific hazards are highlighted in red "Caution Notes" within a procedure. It is important to recognize that the absence of a caution note does not imply that no significant hazards are associated with the chemicals involved in that procedure. Prior to performing a reaction, a thorough risk assessment should be carried out that includes a review of the potential hazards associated with each chemical and experimental operation on the scale that is planned for the procedure. Guidelines for carrying out a risk assessment and for analyzing the hazards associated with chemicals can be found in Chapter 4 of Prudent Practices.

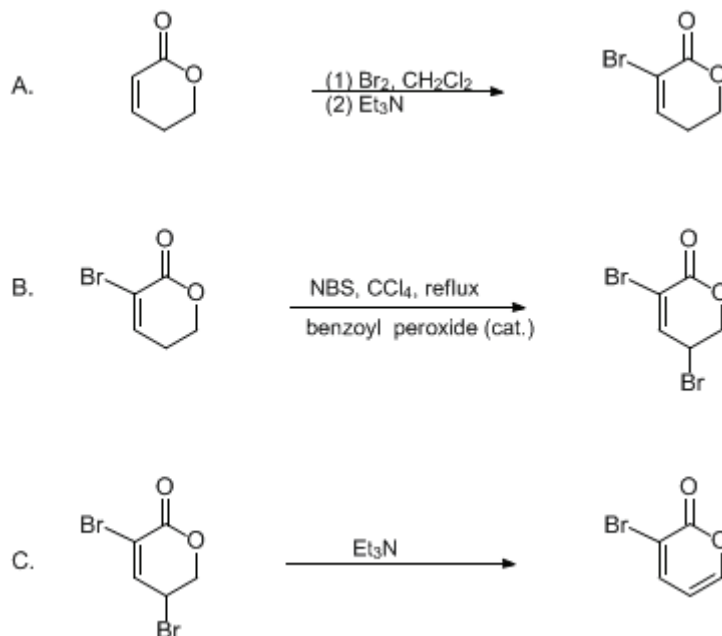
The procedures described in *Organic Syntheses* are provided as published and are conducted at one's own risk. *Organic Syntheses, Inc.*, its Editors, and its Board of Directors do not warrant or guarantee the safety of individuals using these procedures and hereby disclaim any liability for any injuries or damages claimed to have resulted from or related in any way to the procedures herein.

September 2014: The paragraphs above replace the section "Handling and Disposal of Hazardous Chemicals" in the originally published version of this article. The statements above do not supersede any specific hazard caution notes and safety instructions included in the procedure.

Organic Syntheses, Coll. Vol. 9, p.112 (1998); Vol. 73, p.231 (1996).

AN IMPROVED PREPARATION OF 3-BROMO-2H-PYRAN-2-ONE: AN AMBIPHILIC DIENE FOR DIELS-ALDER CYCLOADDITIONS

[2H-Pyran-2-one, 3-bromo-]



Submitted by G. H. Posner, K. Afarinkia, and H. Dai¹.
Checked by Alyx-Caroline Guevel and David J. Hart.

1. Procedure

A. *3-Bromo-5,6-dihydro-2H-pyran-2-one*. A 1-L, three-necked, round-bottomed flask, equipped with a magnetic stirring bar, a pressure-equalizing addition funnel, a drying tube that contains sodium hydroxide pellets, and a thermometer, is charged with 10.15 g (0.103 mol) of *5,6-dihydro-2H-pyran-2-one* (Note 1) and 350 mL of *methylene chloride* (Note 2). The addition funnel is charged with a solution of 16.7 g (0.105 mol) of *bromine* (Note 3) in 130 mL of *methylene chloride*. The *bromine* solution is added over a period of 4 hr (Note 4) in 10–15-mL portions (*Caution! Exothermic reaction. External cooling may be necessary*). After the addition of the last portion of *bromine*, the reaction is analyzed by TLC and NMR (Note 5) and (Note 6). The resulting pale orange solution is stirred for 2 hr until the color has almost faded. The addition funnel is replaced by a rubber septum, and the reaction mixture is cooled by means of an ice bath. Via syringe, 15.0 mL (0.107 mol) of *triethylamine* is added through the rubber septum over 2 min (*Caution! Exothermic reaction*). The colorless solution is stirred for 40 min and then the contents of the flask are transferred to a 1-L separatory funnel and washed twice with 150 mL of water. The organic phase is dried over anhydrous *sodium sulfate* and filtered through a pad of silica gel (Note 7) and the pad rinsed with 700 mL of *methylene chloride*. The combined filtrates are concentrated at reduced pressure (20 mm) and the last traces of solvent are removed under high vacuum at ambient temperature to afford 16.3 g (89%) of *3-bromo-5,6-dihydro-2H-pyran-2-one* as an amber-colored mobile liquid that solidifies when stored overnight at -4°C . This material is sufficiently pure for use in the next step. An analytically pure sample may be prepared by Kugelrohr distillation at 1.0 mm (pot temperature 100°C) (Note 8).

B. *3,5-Dibromo-5,6-dihydro-2H-pyran-2-one*. A flame-dried, 1-L, round-bottomed flask, equipped with a magnetic stirring bar and an efficient water-cooled condenser fitted with a nitrogen inlet, is placed under a *nitrogen* atmosphere and charged with 15.8 g (0.089 mol) of *3-bromo-5,6-dihydro-2H-pyran-2-one*, 16.5 g (0.093 mol) of *N-bromosuccinimide* (Note 1), 0.8 g (3.3 mmol) of *benzoyl peroxide*

(Note 1), and 455 mL of freshly distilled carbon tetrachloride. The reaction flask is immersed in a preheated oil bath (100°C) and the contents are refluxed vigorously for 4.5 hr (Note 9) and (Note 10); the reaction mixture is cooled and allowed to stand at room temperature for 4.5 hr. The precipitate (9.5 g) is collected by suction filtration, the filtrate is concentrated under reduced pressure at 50–60°C (20 mm), and the last traces of solvent are removed under high vacuum (1 mm) at room temperature over 2.5 hr affording 21.5 g (94%) of crude 3,5-dibromo-5,6-dihydro-2H-pyran-2-one as an amber liquid which is sufficiently pure for use in the next step (Note 11). This crude material may be further purified by chromatography (Note 12).

C. *3-Bromo-2H-pyran-2-one*. A 1-L, one-necked, round-bottomed flask, equipped with a magnetic stirring bar, and rubber septum through which a needle-tipped inert gas line is inserted (vented through a mineral oil bubbler), is charged with 20.3 g of crude 3,5-dibromo-5,6-dihydro-2H-pyran-2-one, as prepared above, and 360 mL of methylene chloride (Note 1). Via syringe, 14.0 mL (0.1 mol) of triethylamine (Note 2) is added over a 5-min period at room temperature. During the addition, the reaction mixture becomes dark brown. After 24 hr, analysis by TLC and NMR indicates the reaction to be complete. The reaction mixture is transferred to a 1-L separatory funnel and washed three times with 140 mL of water. The organic phase is dried over anhydrous sodium sulfate, filtered and concentrated under reduced pressure at 50–60°C (20 mm). The last traces of solvent and triethylamine are removed by brief exposure (10 min) to high vacuum at ambient temperature (Note 13). The residue is purified by chromatography on a 5.0 cm-in-diameter column of 150 g of silica gel packed in hexane. The crude material is dissolved in a minimum amount of methylene chloride and applied to the column. Elution with 800 mL of 10% ethyl acetate in hexane followed by 1300 mL of 20% ethyl acetate in hexane, using analytical TLC to monitor fractions, affords in sequence 1.97 g (14%) of 5-bromo-2-pyrone as a light-brown solid with mp 54–56°C (lit.² mp 60–61°C) (Note 14), and 6.06 g (43%) of 3-bromo-2-pyrone as a tan solid with mp 59.5–61°C (lit.^{3,4} mp 63.5–65°C), 36% yield overall from 5,6-dihydro-2H-pyran-2-one (Note 15) and (Note 16).

2. Notes

1. All commercially available reagents were used as received without further purification. Benzoyl peroxide was 95% pure by iodometric titration.
2. All common reagents were dried according to recommended procedures⁵ and were redistilled prior to use.
3. The weight of bromine should be measured by addition to a cooled, pre-weighed Erlenmeyer flask containing methylene chloride. *Caution: bromine is toxic and should always be handled in a well-ventilated fumehood.*
4. The rate of addition is determined by the temperature of the reaction mixture and the quality of the starting pyrone. In a duplicate run, starting from redistilled starting material, addition took only 2 hr.
5. TLC analysis was carried out on pre-coated plastic silica gel plates (with fluorescent indicator) using diethyl ether as eluant. With this eluant, the R_f of starting material is 0.50 and the R_f of 3,4-dibromo-3,4,5,6-tetrahydro-2H-pyran-2-one is 0.83. In addition to these two spots, a third spot, $R_f = 0.55$, corresponding to 3-bromo-5,6-dihydro-2H-pyran-2-one was detected. TLC analysis is not always reliable and it is better to analyze a small aliquot by NMR.
6. More bromine may be necessary. *Avoid addition of more bromine if the starting material has already been consumed.*
7. A pad of 100 g of flash silica gel (1.5 cm thick and 11 cm diameter) was used.
8. Distillation of 1.71 g of crude material afforded 1.50 g of pure 3-bromo-5,6-dihydro-2H-pyran-2-one as a colorless oil which solidifies at –4°C (mp 27–30°C), and which slowly turns yellow upon standing at room temperature. The spectral data for 3-bromo-5,6-dihydro-2H-pyran-2-one are as follows: ¹H NMR (400 MHz, CDCl₃) δ: 2.58 (dt, 2 H, J = 6.1, 4.6), 4.49 (t, 2 H, J = 6.1), 7.30 (t, 1 H, J = 4.6); ¹³C NMR (62.5 MHz, CDCl₃) δ: 26.5, 66.7, 113.3, 146.2, 159.1; IR (neat) cm⁻¹: 1733, 1615; Mass spectrum (m/z) (EI, 70 eV) 177.9 and 176.9 (M⁺, 42). Anal. Calcd for C₅H₅O₂Br: C, 33.91; H, 2.85; Br, 45.16. Found C, 33.99; H, 2.88; Br, 45.08.
9. Shortly after refluxing begins, the reaction mixture turns dark orange; however, the color dissipates by the end of the reaction period.
10. Completion of the reaction was checked by TLC analysis (Note 5). The R_f of the product is 0.60 with diethyl ether as eluant.

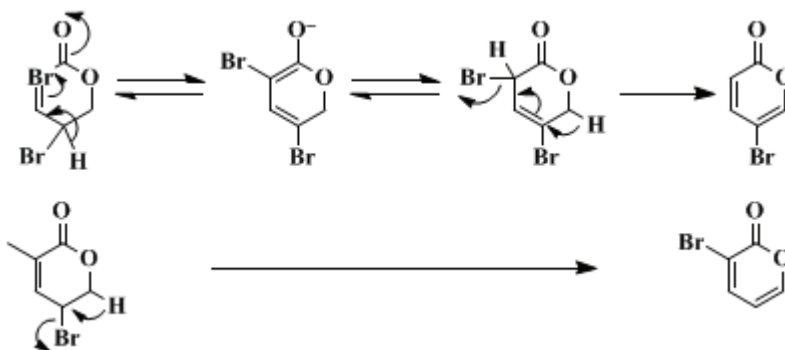
11. The crude material is contaminated with starting bromide, small amounts of succinimide and aromatic material, as well as other minor impurities as indicated by ^1H NMR.
12. Chromatography of 1.17 g of this material on 50 g of silica gel with elution by a gradient of 20–50% ethyl acetate in hexane gave 0.90 g (77%) of ~94% pure 3,5-dibromo-5,6-dihydro-2H-pyran-2-one as a yellow oil that crystallized on standing (mp 60.5–62.5°C; lit.³ mp 64–65°C). The spectral data for 3,5-dibromo-5,6-dihydro-2H-pyran-2-one are as follows: ^1H NMR (400 MHz, CDCl_3) δ : 4.62–4.67 (m, 1 H), 4.76–4.81 (m, 2 H), 7.37 (d, 1 H, $J = 5.7$). This material was contaminated with 6% of 3-bromo-5,6-dihydro-2H-pyrene as indicated by ^1H NMR.
13. 3-Bromo-2-pyrene sublimes in high vacuum at relatively low temperature. Thus, the material should not be subjected to high vacuum for long periods of time.
14. The spectral data for 5-bromo-2-pyrene are as follows: ^1H NMR (400 MHz, CDCl_3) δ : 6.31 (dd, 1 H, $J = 9.8, 1.1$), 7.38 (dd, 1 H, $J = 9.8, 2.7$), 7.62 (dd, 1 H, $J = 2.7, 1.1$); ^{13}C NMR (50 MHz, CDCl_3) δ : 100.7, 117.4, 145.9, 149.6, 159.3.
15. The spectral data for 3-bromo-2-pyrene are as follows: ^1H NMR (400 MHz, CDCl_3) δ : 6.15 (dd, 1 H, $J = 6.9, 5.0$), 7.51 (dd, 1 H, $J = 5.0, 1.9$), 7.69 (dd, $J = 6.9, 1.9$); ^{13}C NMR (50 MHz, CDCl_3) δ : 106.5, 112.6, 144.0, 150.1, 158.0.
16. The checkers also isolated 0.7 g (3%) of 3,5-dibromo-2-pyrene as a brown solid, mp 55.5–58.5°C (lit.² mp 66–67°C), from the fractions preceding the 5-bromo-2H-pyrene

Waste Disposal Information

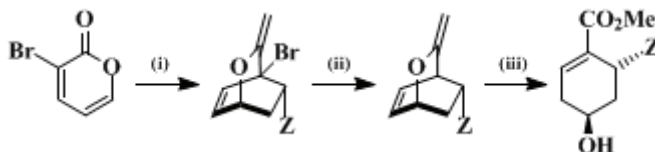
All toxic materials were disposed of in accordance with "Prudent Practices in the Laboratory"; National Academy Press; Washington, DC, 1995.

3. Discussion

The procedure described above allows a more efficient and convenient synthesis of 3-bromo-2-pyrene than previously described in the literature.⁴ This procedure avoids making and handling 2-pyrene, a sensitive compound.⁶ The major by-product of the reaction is 5-bromo-2-pyrene. We postulate that the formation of this by-product results from prototropic migration in basic medium followed by elimination of HBr (Scheme 1).



3-Bromo-2-pyrene is not only a valuable precursor for the synthesis of various 3-substituted 2-pyrenes,^{7,8} but it is also a reactive unsymmetrical diene.^{9,10,11,12,13} 3-Bromo-2-pyrene undergoes Diels-Alder cycloadditions with a regioselectivity and stereoselectivity that is superior to that of 2-pyrene. Furthermore, 3-bromo-2-pyrene is a chameleon (i.e., ambiphilic) dienophile, undergoing cycloaddition to both electron deficient and electron rich dienophiles. The cycloadducts of bromopyrene with dienophiles are isolable and are useful in the synthesis of diastereomerically pure cyclohexene carboxylates (Scheme 2).^{9,10,11,12,13}



Z = CH₂OSiMe₂-t-Bu: (i) Acrolein (10 equiv), 90°C, 96 hr, 70%; then NaBH₄, MeOH, 0°C, 15 min (80%); then TSDMSTf, Et₃N, CH₂Cl₂, 30 min (90%); (ii) Bu₃SnH, AIBN, benzene, reflux 2 hr (99%); (iii) MeONa, MeOH, 0°C, 92%.

Z = OSiPh₂Me: (i) CH₂=CHOSiPh₂Me (10 equiv), 90°C, 140 hr, 44%; (ii) Bu₃SnH, AIBN, benzene, reflux 2 hr (47%); (iii) MeOLi, MeOH, 0°C, 90%.

References and Notes

1. Department of Chemistry, The Johns Hopkins University, Baltimore, MD 21218. We thank the NIH (GM-30052) for financial support.
2. Pirkle, W. H.; Dines, M. *J. Org. Chem.* **1969**, *34*, 2239.
3. Bock, K.; Pedersen, C.; Rasmussen, P. *Acta Chem. Scan.* **1975**, *29B*, 389.
4. Pirkle, W. H.; Dines, M. *J. Heterocyclic Chem.* **1969**, *6*, 1.
5. Perrin, D. D.; Armarego, W. L. F.; Perrin, D. R. "Purification of Laboratory Chemicals," 2nd ed.; Pergamon Press: New York, 1980.
6. Nakagawa, M.; Saegusa, J.; Tonozuka, M.; Obi, M.; Kiuchi, M.; Hino, T.; Ban, Y. *Org. Synth., Coll. Vol. VI* **1988** 462.
7. Posner, G. H.; Harrison, W.; Wettlaufer, D. G. *J. Org. Chem.* **1985**, *50*, 5041;
8. Posner, G. H.; Nelson, T. D.; Kinter, C. K.; Johnson, N. *J. Org. Chem.* **1992**, *57*, 4083.
9. Posner, G. H.; Nelson, T. D.; Kinter, C. M.; Afarinkia, K. *Tetrahedron Lett.* **1991**, *32*, 5295;
10. For a review of 2-pyrone cycloadditions see: Afarinkia, K.; Vinader, M. V.; Nelson, T. D.; Posner, G. H. *Tetrahedron Report* **1992**, *48*, 9111;
11. For applications to synthesis of vitamin D₃ analogs, see Posner, G. H.; Dai, H. *BioMed. Chem. Lett.*, **1993**, *3* 1829;
12. For cycloadditions using 5-bromo-2-pyrone, see Afarinkia, K.; Posner, G. H. *Tetrahedron Lett.* **1992**, *33*, 7839;
13. For an improved procedure for preparation of 3-bromo-2-pyrone, see Posner, G. H.; Lee, J. K.; White, M. C.; Hutchings, R. H.; Dai, H.; Kachinski, J. L.; Dolan, P.; Kensler, T. W. *J. Org. Chem.* **1997**, *62*, 3299.

Appendix

Chemical Abstracts Nomenclature (Collective Index Number); (Registry Number)

TSDMSTf

Et₃N

Bu₃SnH

AIBN

MeONa

MeOLi

Benzene (71-43-2)

ethyl acetate (141-78-6)

MeOH (67-56-1)

diethyl ether (60-29-7)

Acrolein (107-02-8)

bromide (24959-67-9)

HBr (10035-10-6)

bromine (7726-95-6)

sodium sulfate (7757-82-6)

carbon tetrachloride (56-23-5)

nitrogen (7727-37-9)

methylene chloride,
CH₂Cl₂ (75-09-2)

benzoyl peroxide (94-36-0)

N-bromosuccinimide (128-08-5)

hexane (110-54-3)

triethylamine (121-44-8)

NaBH₄ (16940-66-2)

2-pyrone (504-31-4)

3-Bromo-2H-pyran-2-one,
3-bromo-2-pyrone,
2H-Pyran-2-one, 3-bromo- (19978-32-6)

3-Bromo-5,6-dihydro-2H-pyran-2-one,
3-bromo-5,6-dihydro-2H-pyrone (104184-64-7)

5,6-Dihydro-2H-pyran-2-one (3393-45-1)

3,5-Dibromo-5,6-dihydro-2H-pyran-2-one (56207-18-2)

5-bromo-2-pyrone,
5-bromo-2H-pyrone (19978-33-7)

3,4-dibromo-3,4,5,6-tetrahydro-2H-pyran-2-one

3,5-dibromo-2-pyrone

vitamin D₃

Copyright © 1921-2005, Organic Syntheses, Inc. All Rights Reserved