



A Publication  
of Reliable Methods  
for the Preparation  
of Organic Compounds

## Working with Hazardous Chemicals

The procedures in *Organic Syntheses* are intended for use only by persons with proper training in experimental organic chemistry. All hazardous materials should be handled using the standard procedures for work with chemicals described in references such as "Prudent Practices in the Laboratory" (The National Academies Press, Washington, D.C., 2011; the full text can be accessed free of charge at [http://www.nap.edu/catalog.php?record\\_id=12654](http://www.nap.edu/catalog.php?record_id=12654)). All chemical waste should be disposed of in accordance with local regulations. For general guidelines for the management of chemical waste, see Chapter 8 of Prudent Practices.

In some articles in *Organic Syntheses*, chemical-specific hazards are highlighted in red "Caution Notes" within a procedure. It is important to recognize that the absence of a caution note does not imply that no significant hazards are associated with the chemicals involved in that procedure. Prior to performing a reaction, a thorough risk assessment should be carried out that includes a review of the potential hazards associated with each chemical and experimental operation on the scale that is planned for the procedure. Guidelines for carrying out a risk assessment and for analyzing the hazards associated with chemicals can be found in Chapter 4 of Prudent Practices.

The procedures described in *Organic Syntheses* are provided as published and are conducted at one's own risk. *Organic Syntheses, Inc.*, its Editors, and its Board of Directors do not warrant or guarantee the safety of individuals using these procedures and hereby disclaim any liability for any injuries or damages claimed to have resulted from or related in any way to the procedures herein.

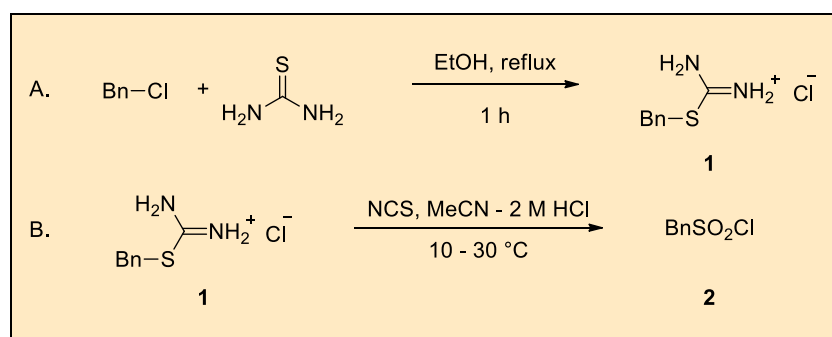
*September 2014: The paragraphs above replace the section "Handling and Disposal of Hazardous Chemicals" in the originally published version of this article. The statements above do not supersede any specific hazard caution notes and safety instructions included in the procedure.*

## Preparation of Alkanesulfonyl Chlorides from *S*-Alkyl Isothiourea Salts *via* *N*-Chlorosuccinimide Mediated Oxidative Chlorosulfonation

Zhanhui Yang and Jiayi Xu<sup>1\*</sup>

State Key Laboratory of Chemical Resource Engineering, Department of Organic Chemistry, Faculty of Science, Beijing University of Chemical Technology, Beijing 100029, People's Republic of China

Checked by Miika Karjomaa, Yoichi Hirano, and Keisuke Suzuki



### Procedure

*During the process, there may be chlorine gas generated, so the experiments should be performed in a well ventilated hood.*

A. *S*-Benzyl Isothiuronium Chloride (**1**). A 500-mL one-necked pear-shaped flask equipped with a 3-cm oval magnetic stir bar is sequentially charged with thiourea (19.1 g, 250 mmol, 1 equiv) (Note 1), benzyl chloride (31.7 g, 250 mmol, 1 equiv) (Note 2) and ethanol (250 mL) (Note 3). Then the flask is equipped with a condenser and the reaction mixture is heated to reflux with a 96 °C oil bath ( $\Phi = 18\text{ cm}$ ,  $h = 11\text{ cm}$ ) and stirred for 1 h. After

the reaction mixture is cooled to ambient temperature, the ethanol is removed on a rotary evaporator (25 mmHg, 55 °C), and 57.9–65.7 g of a white solid is obtained as the title product **1** in quantitative yield (Note 4). Without further purification, the solid is ground with a ceramic mortar and pestle and used directly in Procedure B.

B. *Phenylmethanesulfonyl Chloride* (**2**). A 1-L three-necked round-bottomed flask is sequentially charged with *N*-chlorosuccinimide (133.5 g, 1000 mmol, 4 equiv) (Note 5) and MeCN (400 mL) (Note 6). The flask is immersed into a 10 °C water bath ( $\Phi = 24.5$  cm,  $h = 16$  cm) and equipped with an overhead mechanical stirrer (paddle size:  $w = 8$  cm,  $h = 1.5$  cm), a thermometer fitted with a thermometer adapter and an addition funnel. After addition of 2 M HCl (70 mL), the addition funnel was exchanged with a solid-addition funnel. After the mixture is cooled to about 10 °C, the ground *S*-benzyl isothiuronium chloride solid (50.7 g, 250 mmol, 1 equiv) is slowly added through the solid addition funnel over the course of 30 min. In the initial 7–10 min of the addition, the reaction mixture turns into a clear yellow solution. During the addition, the temperature of the reaction mixture is kept below 30 °C. When the temperature reaches 25 °C, the addition is paused to allow the temperature to decrease to around 15 °C. Residual solid on the spatula, the solid-addition funnel and the addition neck of the flask is washed into the reaction mixture with a portion of the reaction mixture (15 mL) and then MeCN (10 mL). The 500-mL pear-shaped flask used in Step A is also rinsed with a portion of the reaction mixture (20 mL) and then with MeCN (20 mL). The resultant yellow solutions are transferred into the reaction system. The reaction mixture is stirred for an additional 15 min to completely consume the starting material (Note 7). Tap water (300 mL) is added to the flask using an addition funnel and a white precipitate forms. Half of the heterogeneous solution is transferred into a 1-L flask and MeCN is removed on a rotary evaporator (1 mmHg, 15 °C). The remaining half is transferred to the same 1-L flask and again the MeCN is removed on a rotary evaporator (1 mmHg, 15 °C). A large amount of white solid appears in the flask. The solid is collected by filtration through a Büchner funnel ( $\Phi = 10$  cm) and washed with tap water (100 mL) (Note 8). The white solid is transferred into a 1-L one-necked flask and dissolved in MeCN (300 mL), followed by an addition of tap water (150 mL). The resultant mixture is evaporated on a rotary evaporator (1 mmHg, 15 °C) to remove the MeCN and again a large amount of white solid appears. The solid is collected by filtration through a Büchner funnel ( $\Phi = 10$  cm) and washed with tap water (100 mL). The white solid is transferred into a 1-L

Erlenmeyer flask, dissolved into  $\text{CH}_2\text{Cl}_2$  (300 mL) (Note 3) and dried over  $\text{Na}_2\text{SO}_4$  (40 g) (Note 3). The dried solution is filtered into a 1-L one-necked pear-shaped flask through a sintered funnel and washed with  $\text{CH}_2\text{Cl}_2$  (150 mL). The solvent is removed on a rotary evaporator (25 mmHg, 55 °C) and the resulting white solid is dried for 2 h at 0.5 mmHg in a vacuum drying oven (40 °C) (Note 9). The desired product **2** is obtained as a white solid (39.4–40.9 g, 83–86%) (Note 10).

## Notes

1. Checkers purchased thiourea ( $\geq 99\%$ ) from Tokyo Chemical Industry Co., Ltd. and used it as received. Submitters purchased thiourea ( $\geq 99\%$ ) from Beijing Gaili Fine Chemical Co., Ltd. and used it as received.
2. Checkers purchased benzyl chloride ( $\geq 99\%$ ) from Tokyo Chemical Industry Co., Ltd. and used it as received. Submitters purchased benzyl chloride ( $\geq 99\%$ ) from Beijing Xingjin Chemical Factory and used it as received.
3. Checkers purchased ethanol ( $\geq 99.7\%$ ) from Wako Pure Chemical Industries, dichloromethane ( $\geq 99.5\%$ ) from Asahi Glass Co., Ltd. and anhydrous sodium sulfate ( $\geq 99\%$ ) from Shikoku Chemical Co. Submitters purchased ethanol ( $\geq 99.7\%$ ), dichloromethane ( $\geq 99.5\%$ ) and anhydrous sodium sulfate ( $\geq 99\%$ ) from Beijing Chemical Works and both checkers and submitters used the above mentioned chemicals as received.
4. S-Benzyl isothiuronium chloride has the following physical and spectroscopic properties: The crude solid started melting at 100 °C, but decomposed (turned brown) at 167 °C. The remaining solid turned liquid at 182 °C.  $^1\text{H}$  NMR (600 MHz,  $\text{D}_2\text{O}$ )  $\delta$ : 4.41 (s, 2 H), 7.40–7.55 (m, 5 H);  $^{13}\text{C}$  NMR (600 MHz,  $\text{D}_2\text{O}$ )  $\delta$ : 35.1, 128.5, 128.9, 129.1, 134.2, 170.5. Anal. calcd. of the crude material for  $\text{C}_8\text{H}_{11}\text{ClN}_2\text{S}$ : C, 47.40; H, 5.47; N, 13.82; S, 15.82. Found: C, 46.39; H, 5.45; N, 14.66; S, 16.80.
5. Checkers purchased N-chlorosuccinimide ( $\geq 98\%$ ) from Kanto Chemical Co., Ltd. Submitters purchased N-chlorosuccinimide ( $\geq 98\%$ ) from Beijing Ouhe Technology Co., Ltd. and both checkers and submitters used the chemicals as received.
6. Checkers purchased MeCN ( $\geq 99\%$ ) from Nacalai Tesque Inc. Submitters purchased MeCN ( $\geq 99\%$ ) from Tianjin Fuchen Chemical Reagents



- Factory and both checkers and submitters used the chemicals as received.
7. When the submitters performed the procedure, the temperature of the tap water was about 10 °C, so they directly used the tap water in the water bath.
  8. The reaction process is monitored by TLC on silica gel 60 F<sub>254</sub> plate. For phenylmethanesulfonyl chloride,  $R_f = 0.67$  (hexanes:EtOAc = 5:1 v/v); for *S*-benzyl isothiuronium chloride,  $R_f = 0.28$  (CHCl<sub>3</sub>:MeOH = 9:1 v/v). Plates were visualized by UV and an acidic phosphomolybdic acid stain [preparation: phosphomolybdic acid (11 g), sulfuric acid (23 mL), phosphoric acid (6.8 mL) and water (455 mL)].
  9. Submitters reported that upon drying under an infrared lamp, the product was contaminated with trace amount of succinimide as indicated by <sup>1</sup>H NMR. However, when the product is synthesized on 50-mmol scale, this problem can be avoided. Checkers observed from <sup>1</sup>H NMR that the product was contaminated with < 1% of succinimide.
  10. Phenylmethanesulfonyl chloride has the following physical and spectroscopic properties: mp 91–93 °C; <sup>1</sup>H NMR (600 MHz, CDCl<sub>3</sub>) δ: 4.86 (s, 2 H), 7.43–7.51 (m, 5 H); <sup>13</sup>C NMR (600 MHz, CDCl<sub>3</sub>) δ: 70.9, 126.1, 129.2 (2C), 130.3, 131.4 (2C); Anal. calcd. for C<sub>7</sub>H<sub>7</sub>ClO<sub>2</sub>S: C, 44.10; H, 3.70; S, 16.82. Found: C, 44.05; H, 3.71; S, 17.01. IR (ATR): 2991, 2920, 1363, 1157, 1136, 772, 692 cm<sup>-1</sup>. When the checkers dried the product, a small amount of product sublimed and formed colorless needles on the aluminum foil covering the beaker. The crystals were separated, identified by <sup>1</sup>H NMR as product, and combined with the bulk material for characterization.

## Handling and Disposal of Hazardous Chemicals

The procedures in this article are intended for use only by persons with prior training in experimental organic chemistry. All hazardous materials should be handled using the standard procedures for work with chemicals described in references such as "Prudent Practices in the Laboratory" (The National Academies Press, Washington, D.C., 2011 [www.nap.edu](http://www.nap.edu)). All chemical waste should be disposed of in accordance with local regulations. For general guidelines for the management of chemical waste, see Chapter 8 of Prudent Practices.

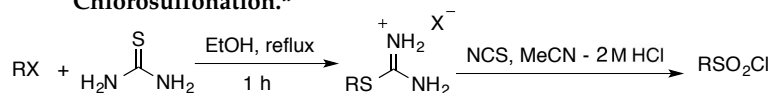
These procedures must be conducted at one's own risk. *Organic Syntheses, Inc.*, its Editors, and its Board of Directors do not warrant or guarantee the safety of individuals using these procedures and hereby disclaim any liability for any injuries or damages claimed to have resulted from or related in any way to the procedures herein.

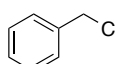
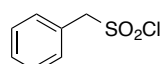
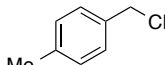
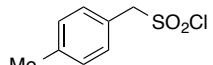
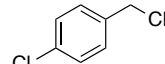
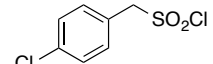

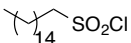
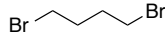

## Discussion

The alkanesulfonyl chlorides represent an important class of compounds that have been widely applied as intermediates in synthetic organic chemistry and as building blocks in medicinal chemistry. In general, these compounds can be accessed (1) by chlorination of the corresponding sulfonic acids or their sodium salts with chlorinating reagents,<sup>2</sup> or (2) by oxidative chlorosulfonation of sulfur-containing compounds such as thiols, disulfides, thioacetates and thiocarbamates by oxidizing reagents. The first method suffers from drawbacks such as harsh conditions, long reaction time, low functional group tolerance, required use of an excess of chlorinating reagents, and the formation of acidic and/or toxic byproducts. The second method always involves the use of hazardous and toxic chlorine gas, which is not conveniently handled in laboratory operation. Therefore, a series of mild oxidizing reagents such as  $\text{H}_2\text{O}_2\text{-SOCl}_2$ ,<sup>3a-d</sup>  $\text{O}_3\text{-SOCl}_2$ ,<sup>3e</sup>  $\text{SO}_2\text{Cl}_2\text{-KNO}_3$ ,<sup>3f</sup>  $\text{Br}_2\text{-POCl}_3$ ,<sup>3g</sup>  $\text{NCS-HCl}$ ,<sup>3h-k</sup> and  $\text{TMSCl-KNO}_3$ <sup>3l</sup> have been developed to overcome the drawbacks of chlorine gas. However, most of the substrates employed in these reactions have strong and repulsive odors, and these substrates have the potential to do great harm to environments and human health.

The present procedure describes a convenient preparation of alkanesulfonyl chlorides via *N*-chlorosuccinimide-mediated oxidative chlorosulfonation of *S*-alkyl isothioureia salts, of which the oxidative chlorosulfonation mediated by chlorine gas was firstly reported by Sprague and coworkers.<sup>4</sup> In this preparation, the drawbacks of both the pollutant thiol derivatives and hazardous and toxic chlorine gas are successfully overcome. The procedure is a convenient, environment- and worker-friendly method to synthesize alkanesulfonyl chlorides.

**Table 1. Synthesis of Alkanesulfonyl Chlorides from S-Alkyl Isothiourea Salts by N-Chlorosuccinimide Mediated Oxidative Chlorosulfonation.<sup>a</sup>**



Entry	RX	Product	Yield (%) <sup>b</sup>
1			88
2			86
3			96
4			92
5 <sup>c,d</sup>			99 <sup>c,d</sup>

<sup>a</sup>Reaction in Entry 1 was conducted in 250 mmol scale, and reactions in Entries 2–6 in 50 mmol scale, based on the starting materials RX. <sup>b</sup>Isolated yield for two steps. <sup>c</sup>Reaction conducted at 30–40 °C. <sup>d</sup>Two equivalents of thiourea, 2 M HCl, and NCS were used.

## References


1. State Key Laboratory of Chemical Resource Engineering, Department of Organic Chemistry, Faculty of Science, Beijing University of Chemical Technology, Beijing 100029, People's Republic of China, Fax/Tel: +86 10 64435565; E-mail: [jxxu@mail.buct.edu.cn](mailto:jxxu@mail.buct.edu.cn). The project was supported by The National Basic Research Program of China (No. 2013CB328905) and National Natural Science Foundation of China (Nos. 21372025 and 21172017).
2. (a) Bossard, H. H.; Mory, R.; Schmid, M.; Zollinger, H. *Helv. Chim. Acta* **1959**, *42*, 1653–1658. (b) Albright, J. D.; Benz, E.; Lanzilotti, A. E.; Goldman, L. *Chem. Commun.* **1965**, 413–414. (c) Fujita, S. *Synthesis* **1982**,

- 423–424. (d) Barco, A.; Benetti, S.; Pollini, G. P.; Taddia, R. *Synthesis* **1974**, 877–878. (e) Johary, N. S.; Owen, L. N. *J. Chem. Soc.* **1955**, 1307–1311. (f) Blotny, G. *Tetrahedron Lett.* **2003**, 44, 1499–1501. (g) Brouwer, A. J.; Monnee, M. C. F.; Liskamp, R. M. J. *Synthesis* **2000**, 1579–1584. (h) He, F. D.; Meng, F. H.; Song, X. Q.; Hu, W. X.; Xu, J. X. *Org. Lett.* **2009**, 11, 3922–3925.
3. (a) Monnee, M. C. F.; Marijne, M. F.; Brouwer, A. J.; Liskamp, R. M. J. *Tetrahedron Lett.* **2000**, 41, 7991–7995. (b) Piatek, A.; Chapuis, C.; Jurczak, J. *Helv. Chim. Acta* **2002**, 85, 1973–1988. (c) Humljan, J.; Gobec, S. *Tetrahedron Lett.* **2005**, 46, 4069–4072. (d) Bahrami, K.; Khodaei, M. M.; Soheilzad, M. *J. Org. Chem.* **2009**, 74, 9287–9291. (e) Kværnø, L.; Werder, M.; Hauser, H.; Carreira, E. M. *Org. Lett.* **2005**, 7, 1145–1148. (f) Park, Y. J.; Shin, H. H.; Kim, Y. H. *Chem. Lett.* **1992**, 1483–1486. (g) Meinzer, A.; Breckel, A.; Thaher, B. A.; Manicone, N.; Otto, H.-H. *Helv. Chim. Acta* **2004**, 87, 90–105. (h) Kim, D. W.; Ko, Y. K.; Kim, S. H. *Synthesis* **1992**, 1203–1204. (i) Nishiguchi, A.; Maeda, K.; Miki, S. *Synthesis* **2006**, 4131–4134. (j) Liu, J.; Hou, S. L.; Xu, J. X. *Phosphorus Sulfur Silicon Relat. Elem.* **2011**, 186, 2377–2391. (k) Meng, F. H.; Chen, N.; Xu, J. X. *Sci China: Chem.* **2012**, 55, 2548–2553. (l) Prakash, G. K. S.; Mathew, T.; Panja, C.; Olah, G. A. *J. Org. Chem.* **2007**, 72, 5847–5850. (m) Yang, Z. H.; Xu, J. X., *Synthesis* **2013**, 45, 1675–1682.
4. (a) Johnson, T. B.; Sprague, J. M. *J. Am. Chem. Soc.* **1936**, 58, 1348–1352. (b) Sprague, J. M.; Johnson, T. B. *J. Am. Chem. Soc.* **1937**, 59, 1837–1840.


## Appendix

### Chemical Abstracts Nomenclature (Registry Number)

Thiourea; (62-56-6)  
Benzyl chloride; (100-44-7)  
N-Chlorosuccinimide; (128-09-6)  
S-Benzyl isothiuronium chloride; (1334419-16-7)  
Phenylmethanesulfonyl chloride; (1939-99-7)




Jiayi Xu received his B. S. and Ph. D. degrees in chemistry at Peking University, followed by postdoctoral studies at Beijing Medical University. He also worked as a visiting scholar at the Chinese University of Hong Kong, and as postdoctoral fellow at Colorado State University and Vanderbilt University. He was nominated professor at Peking University in 2004. He moved to Beijing University of Chemical Technology in 2007. His scientific interests focus on the organic synthesis, asymmetric catalysis, and peptide chemistry.



Zhanhui Yang was born in 1987 and raised in Xuchang County, He'nan Province, China. In 2010, he received his B. S. degree from Beijing University of Chemical Technology. He is currently pursuing his doctoral studies under the supervision of Prof. Jiayi Xu at the same university. His research now focuses on the simple and green synthesis of important sulfonic acid derivatives, the formation mechanism of  $\beta$ -sultams via reactions of sulfonyl chlorides and imines, and the carbene (carbenoid) reactions of diazosulfonyl compounds.



Miika Karjomaa was born in 1990 in Finland and he was accepted to Aalto University School of Chemical Technology in 2010. He completed his Bachelor's thesis on "Industrial applications of the Baeyer-Villiger reaction" in 2013. Currently, he is continuing his studies at the Suzuki-Ohmori laboratory in Tokyo Institute of Technology.



Yoichi Hirano was born in 1989 in Tokyo, Japan. He received his BS degree from Tokyo Institute of Technology in 2011, after which he continued his graduate studies in Professor Keisuke Suzuki's group. His study focuses on the synthesis of natural products

# S-Benzyl isothiuronium chloride

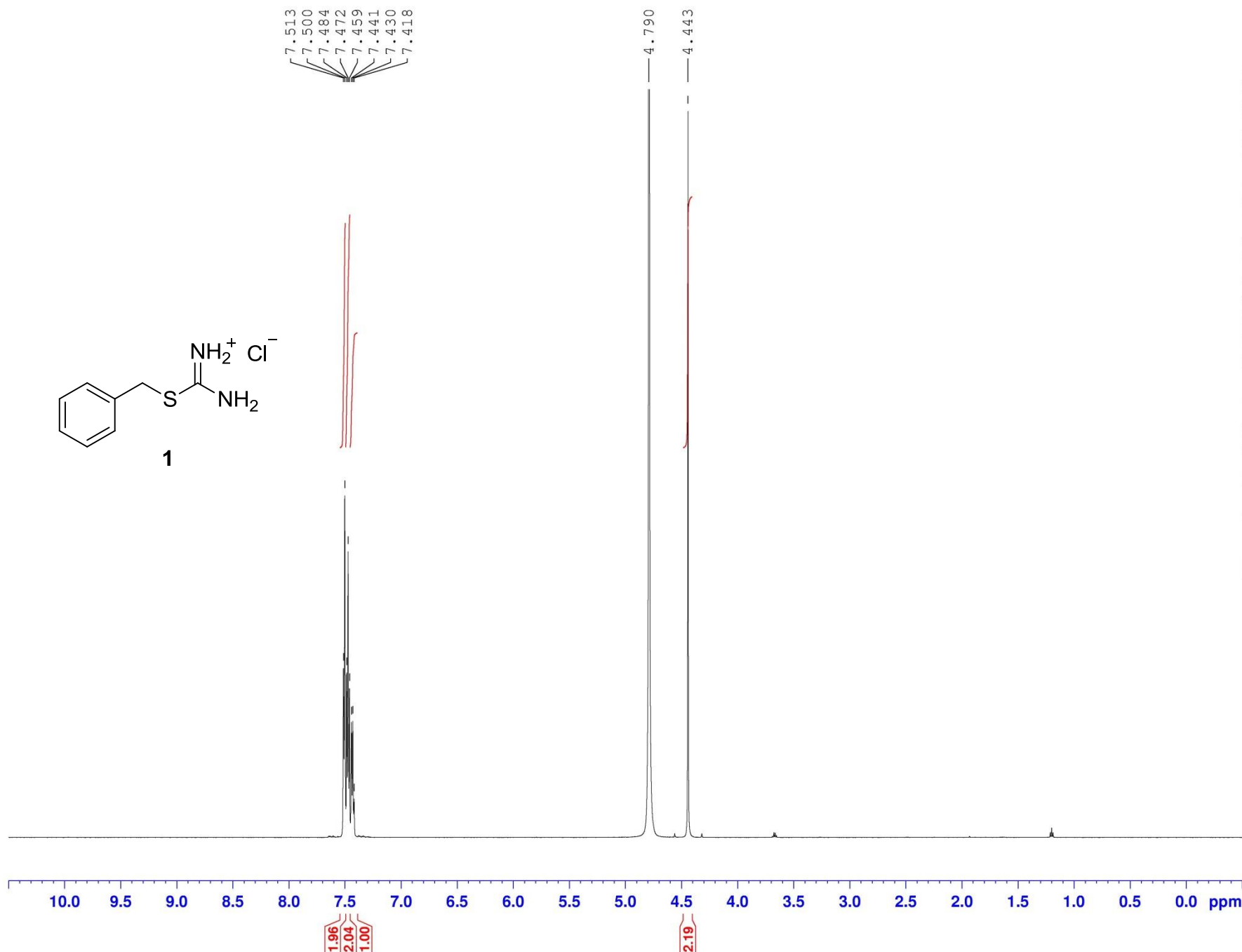
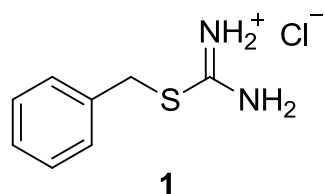


Current Data Parameters  
 NAME MK-1  
 EXPNO 11  
 PROCNO 1

F2 - Acquisition Parameters  
 Date\_ 20131001  
 Time 14.09  
 INSTRUM spect  
 PROBHD 5 mm CPPBBO BB  
 PULPROG zg30  
 TD 65536  
 SOLVENT D2O  
 NS 16  
 DS 2  
 SWH 12019.230 Hz  
 FIDRES 0.183399 Hz  
 AQ 2.7263477 sec  
 RG 31.94  
 DW 41.600 use  
 DE 10.00 use  
 TE 300.0 K  
 D1 1.00000000 sec  
 TD0 1

===== CHANNEL f1 =====  
 SF01 600.1337060 MHz  
 NUC1 1H  
 P1 12.00 use  
 PLW1 23.00000000 W

F2 - Processing parameters  
 SI 65536  
 SF 600.1299523 MHz  
 WDW EM  
 SSB 0  
 LB 0.30 Hz  
 GB 0  
 PC 1.00



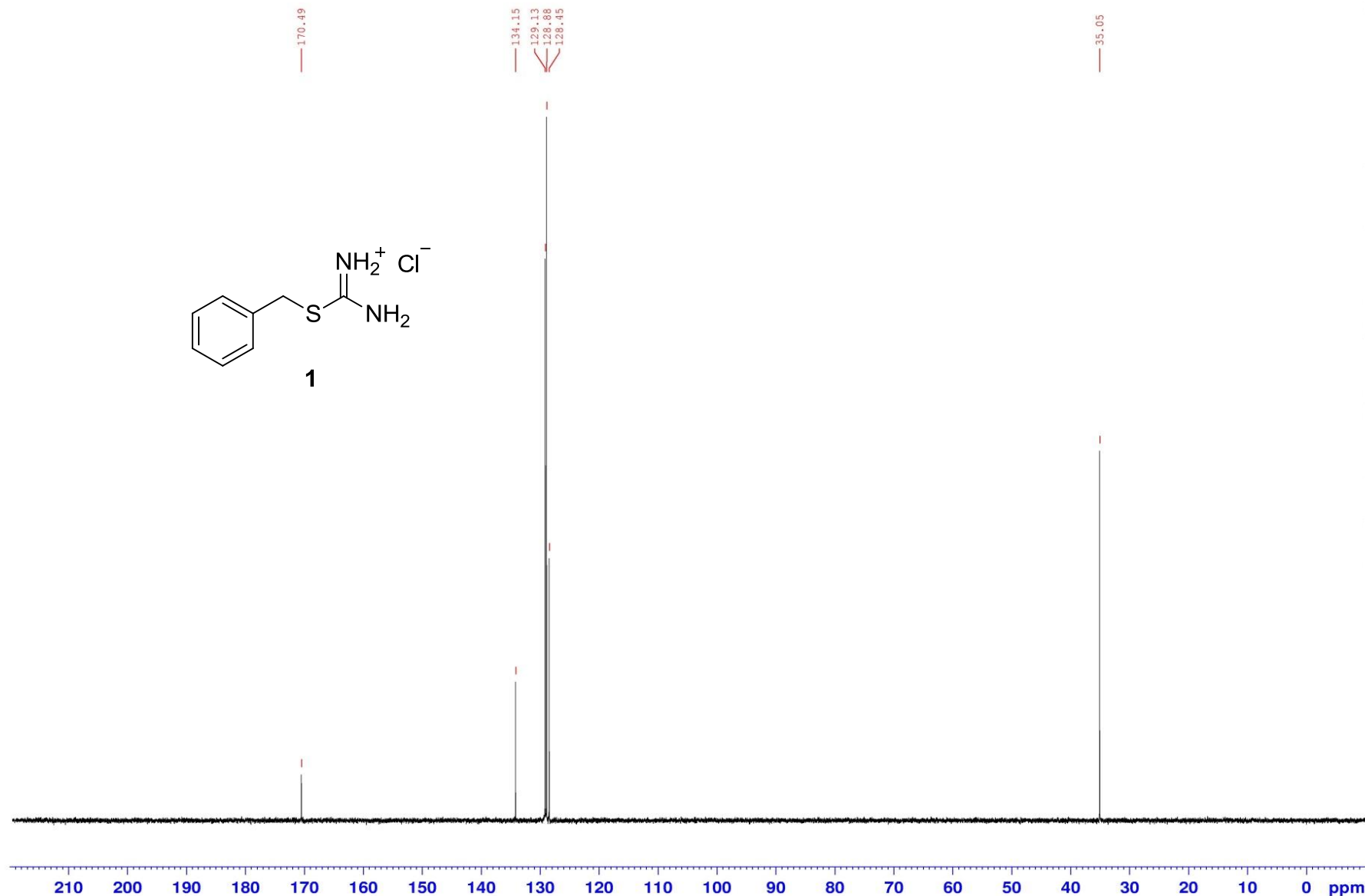
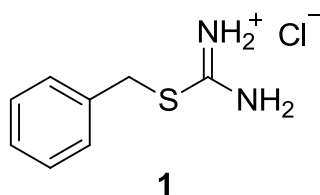
# S-Benzyl isothiuronium chloride



Current Data Parameters  
 NAME MK-1  
 EXPNO 12  
 PROCNO 1

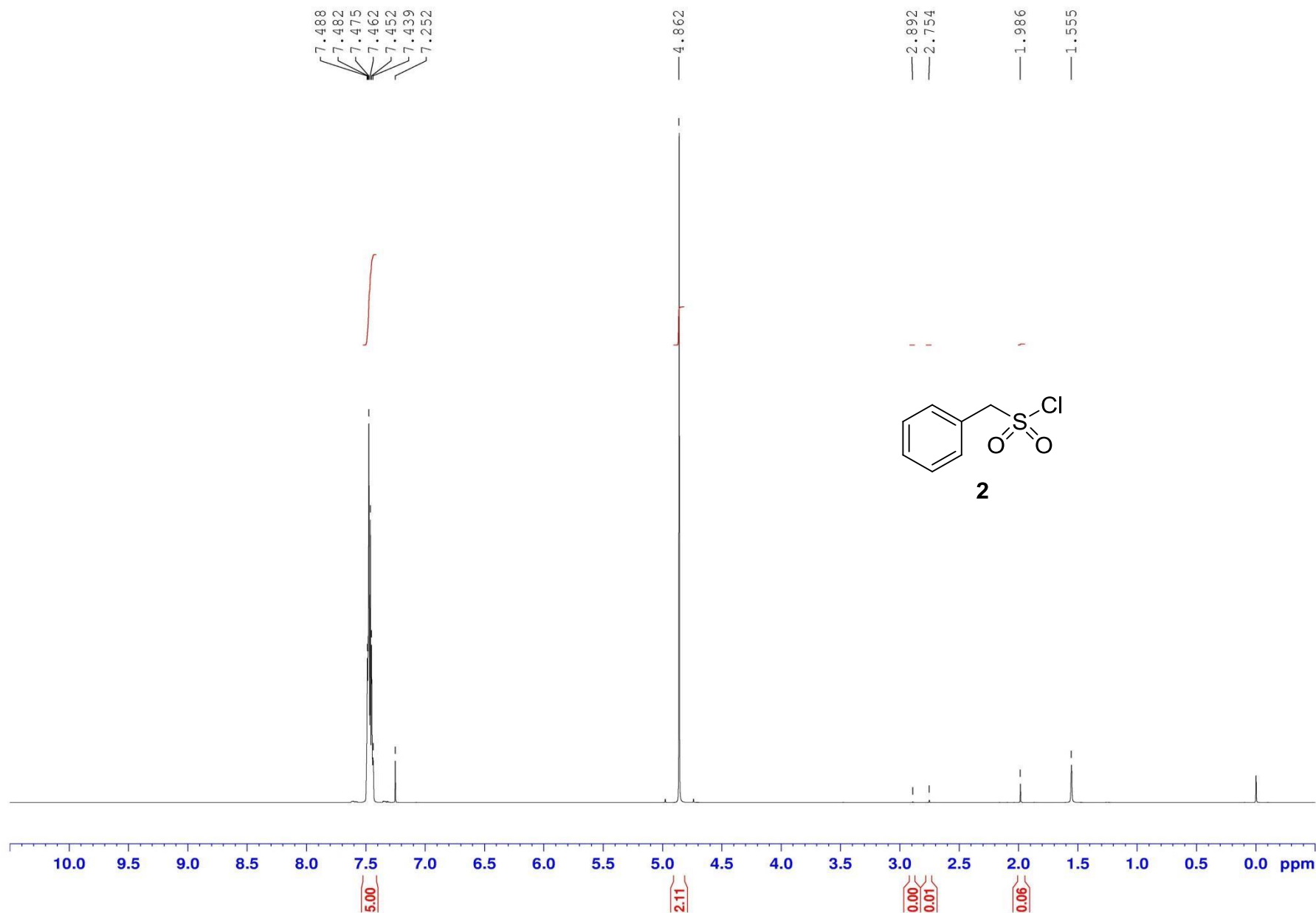
F2 - Acquisition Parameters  
 Date\_ 20131002  
 Time 3.58  
 INSTRUM spect  
 PROBHD 5 mm CPPBBO BB  
 PULPROG zgpg30  
 TD 65536  
 SOLVENT D2O  
 NS 1024  
 DS 4  
 SWH 36057.691 Hz  
 FIDRES 0.550197 Hz  
 AQ 0.9088159 sec  
 RG 175.56  
 DW 13.867 use  
 DE 18.00 use  
 TE 300.0 K  
 D1 2.00000000 sec  
 d11 0.03000000 sec  
 DELTA 1.89999998 sec  
 TD0 1  
 NUC1 13C  
 P1 10.00 use  
 PLW1 70.00000000 W  
 SFO1 150.9178981 MHz  
 CPDPRG2  
 NUC2 1H  
 PLW2 26.00000000 W  
 PLW12 0.76407999 W  
 PLW13 0.37439999 W  
 SFO2 600.1324005 MHz

F2 - Processing parameters  
 SI 32768  
 SF 150.9028090 MHz  
 WDW EM  
 SSB 0  
 LB 1.00 Hz  
 GB 0  
 PC 1.40





# Phenylmethanesulfonyl chloride



Current Data Parameters  
 NAME MK-2  
 EXPNO 10  
 PROCNO 1

F2 - Acquisition Parameters  
 Date\_ 20131003  
 Time\_ 19.18  
 INSTRUM spect  
 PROBHD 5 mm CPPBBO BB  
 PULPROG zg30  
 TD 65536  
 SOLVENT CDC13  
 NS 16  
 DS 2  
 SWH 12019.230 Hz  
 FIDRES 0.183399 Hz  
 AQ 2.7263477 sec  
 RG 31.94  
 DW 41.600 use  
 DE 10.00 use  
 TE 300.0 K  
 D1 1.00000000 sec  
 TD0 1

===== CHANNEL f1 =====  
 SFO1 600.1337060 MHz  
 NUC1 1H  
 P1 12.00 use  
 PLW1 23.00000000 W

F2 - Processing parameters  
 SI 65536  
 SF 600.1300234 MHz  
 WDW EM  
 SSB 0  
 LB 0.30 Hz  
 GB 0  
 PC 1.00

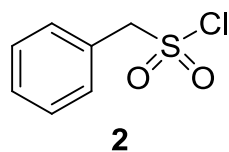
# Phenylmethanesulfonyl chloride



Current Data Parameters  
 NAME MK2-4-product-13C  
 EXPNO 10  
 PROCNO 1

F2 - Acquisition Parameters  
 Date\_ 20131012  
 Time 17.49  
 INSTRUM spect  
 PROBHD 5 mm CFPBBO BB  
 PULPROG zgpg30  
 TD 65536  
 SOLVENT CDCl3  
 NS 256  
 DS 4  
 SWH 36057.691 Hz  
 FIDRES 0.550197 Hz  
 AQ 0.9088159 sec  
 RG 175.56  
 DW 13.867 use  
 DE 18.00 use  
 TE 300.0 K  
 D1 2.00000000 sec  
 d11 0.03000000 sec  
 DELTA 1.89999998 sec  
 TD0 1  
 NUC1 13C  
 P1 10.00 use  
 PLW1 70.00000000 W  
 SFO1 150.9178981 MHz  
 CPDPRG2  
 NUC2 1H  
 PLW2 26.00000000 W  
 PLW12 0.76407999 W  
 PLW13 0.37439999 W  
 SFO2 600.1324005 MHz

F2 - Processing parameters  
 SI 32768  
 SF 150.9028138 MHz  
 WDW EM  
 SSB 0  
 LB 1.00 Hz  
 GB 0  
 PC 1.40



131.37  
130.27  
129.20  
126.12

77.21  
77.00  
76.79  
70.91

