



A Publication  
of Reliable Methods  
for the Preparation  
of Organic Compounds

## Working with Hazardous Chemicals

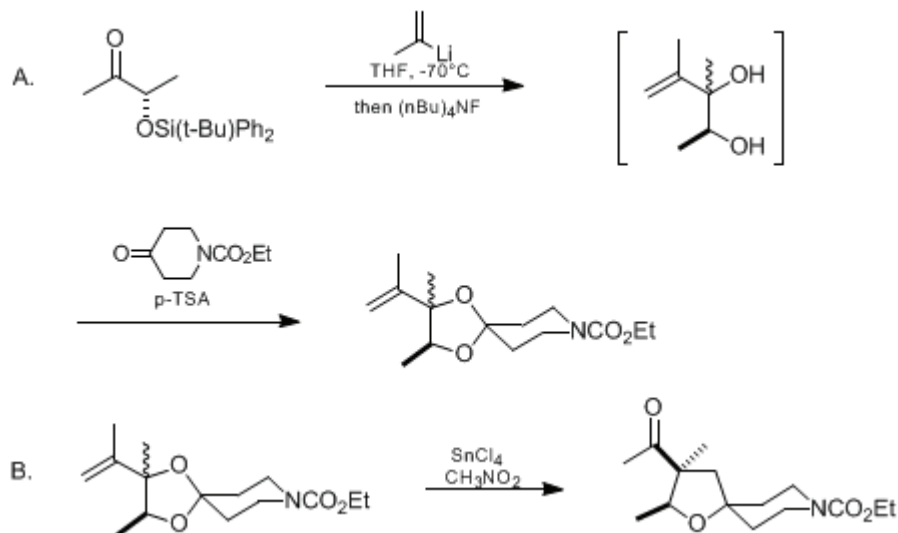
The procedures in *Organic Syntheses* are intended for use only by persons with proper training in experimental organic chemistry. All hazardous materials should be handled using the standard procedures for work with chemicals described in references such as "Prudent Practices in the Laboratory" (The National Academies Press, Washington, D.C., 2011; the full text can be accessed free of charge at [http://www.nap.edu/catalog.php?record\\_id=12654](http://www.nap.edu/catalog.php?record_id=12654)). All chemical waste should be disposed of in accordance with local regulations. For general guidelines for the management of chemical waste, see Chapter 8 of Prudent Practices.

In some articles in *Organic Syntheses*, chemical-specific hazards are highlighted in red "Caution Notes" within a procedure. It is important to recognize that the absence of a caution note does not imply that no significant hazards are associated with the chemicals involved in that procedure. Prior to performing a reaction, a thorough risk assessment should be carried out that includes a review of the potential hazards associated with each chemical and experimental operation on the scale that is planned for the procedure. Guidelines for carrying out a risk assessment and for analyzing the hazards associated with chemicals can be found in Chapter 4 of Prudent Practices.

The procedures described in *Organic Syntheses* are provided as published and are conducted at one's own risk. *Organic Syntheses, Inc.*, its Editors, and its Board of Directors do not warrant or guarantee the safety of individuals using these procedures and hereby disclaim any liability for any injuries or damages claimed to have resulted from or related in any way to the procedures herein.

*September 2014: The paragraphs above replace the section "Handling and Disposal of Hazardous Chemicals" in the originally published version of this article. The statements above do not supersede any specific hazard caution notes and safety instructions included in the procedure.*

**STEREOCONTROLLED PREPARATION OF  
3-ACYLTETRAHYDROFURANS FROM ACID-PROMOTED  
REARRANGEMENTS OF ALLYLIC KETALS: (2S,3S)-3-ACETYL-  
8-CARBOETHOXY-2,3-DIMETHYL-1-OXA-8-AZASPIRO[4.5]DECANE**



Submitted by Larry E. Overman and Gilbert M. Rishton<sup>1</sup>.  
Checked by Takashi Ooi and Hisashi Yamamoto.

### 1. Procedure

*Caution! tert-Butyllithium is extremely pyrophoric and must not be allowed to come into contact with the atmosphere. This reagent should only be handled by individuals trained in its proper and safe use. It is recommended that transfers be carried out by using a 20-mL or smaller glass syringe filled to no more than 2/3 capacity, or by cannula. For a discussion of procedures for handling air-sensitive reagents, see Aldrich Technical Bulletin AL-134. [Note added August 2009].*

A. (2*R*,3*S*)- and (2*S*,3*S*)-1,4-Dioxa-2,3-dimethyl-2-(1-methylethenyl)-8-carboethoxy-8-azaspiro[4.5]decane. An oven-dried, 500-mL, three-necked, round-bottomed flask is fitted with a mechanical stirrer, 100-mL addition funnel, and rubber septum, and then is charged with 100 mL of dry tetrahydrofuran (Note 1) and 7.7 mL (10.5 g, 86.7 mmol) of 2-bromopropene (Note 2). The solution is cooled to  $-70^{\circ}\text{C}$  with mechanical stirring and a 1.9 M pentane solution of tert-butyllithium (92 mL, 175 mmol) is added by syringe over 20 min. The resulting yellow solution is stirred for an additional 10 min at  $-70^{\circ}\text{C}$  and at this time a solution of 17.6 g (54.0 mmol) of 3-(*S*)-[(tert-butyl(diphenyl)silyloxy)]-2-butanone<sup>2</sup> and 50 mL of dry tetrahydrofuran is added by dropping funnel over 20 min. The resulting solution is stirred for an additional 30 min at  $-70^{\circ}\text{C}$  and at this time a 1.0 M tetrahydrofuran solution of tetrabutylammonium fluoride (163 mL, 163 mmol) is added in one portion and the resulting mixture is warmed to  $23^{\circ}\text{C}$  and stirred for 1 hr. At this time the contents of the flask are poured into 200 mL of saturated aqueous ammonium chloride ( $\text{NH}_4\text{Cl}$ ) and the resulting mixture is concentrated to remove tetrahydrofuran. The resulting aqueous suspension is diluted with 200 mL of brine and extracted twice with 200 mL of ethyl acetate (Note 3). The combined organic extracts are washed with five 100-mL portions of brine, dried over sodium sulfate, filtered, and then concentrated under reduced pressure using a rotary evaporator. The residue is subjected to short path vacuum distillation ( $150\text{--}160^{\circ}\text{C}$ , 3 mm) to remove the less volatile tert-butyl(diphenyl)silyl by-product. The distillate contains ca. 10 g of a colorless oil that is comprised of the 2,3-dimethyl-1-pentene-3,4-diols as a 6:1 mixture of diastereomers and up to 30% of tributylamine (Note 4) and (Note 5).

1-Carboethoxy-4-piperidone (7.52 g, 43.9 mmol) (Note 6) and *p*-toluenesulfonic acid (5.0 g, 26 mmol) are added to a 250-mL, round-bottomed flask that contains the above distillate and a magnetic stir bar. The mixture is stirred under vacuum (20 mm) at  $100^{\circ}\text{C}$  for 90 min and the evolved water vapor is collected in a vacuum trap. The mixture is cooled to  $23^{\circ}\text{C}$  and subjected to flash chromatography on silica gel (250 g, 20 cm  $\times$  10 cm) using ethyl acetate:hexane (1:4) as the

eluant (Note 7) to give 9.0 g (59% overall) of (2R,3S)- and (2S,3S)-1,4-dioxo-2,3-dimethyl-2-(1-methylethenyl)-8-carboethoxy-8-azaspiro[4.5]decane, a 6:1 mixture of diastereomers, as a pale yellow oil (Note 8).

B. *(2S,3S)-3-Acetyl-8-carboethoxy-2,3-dimethyl-1-oxa-8-azaspiro[4.5]decane*. Dry nitromethane (100 mL) (Note 9) is added through a rubber septum by syringe to a vacuum-dried, 500-mL, round-bottomed flask that contains the ketal mixture prepared in Step A (9.00 g, 31.8 mmol) and a magnetic stir bar. The solution is cooled to  $-23^{\circ}\text{C}$ , tin(IV) chloride ( $\text{SnCl}_4$ ) (11 mL, 94 mmol) is added by syringe and the solution is stirred for 30 min at  $-23^{\circ}\text{C}$  (Note 10). At this time the brown solution is warmed to  $23^{\circ}\text{C}$  and stirring is continued for an additional 30 min. Saturated aqueous  $\text{NH}_4\text{Cl}$  (200 mL) is added and the mixture is concentrated under reduced pressure using a rotary evaporator to remove nitromethane. The resulting aqueous suspension is extracted with ethyl acetate (200 mL) and the organic extract is washed with brine (200 mL), dried over sodium sulfate ( $\text{Na}_2\text{SO}_4$ ) and concentrated under reduced pressure using a rotary evaporator. The residue is subjected to flash chromatography on silica gel (250 g, 20 cm  $\times$  10 cm) using ethyl acetate:hexane (1:1) eluant (Note 7) to give 8.1 g (90%) of *(2S,3S)-3-acetyl-8-carboethoxy-2,3-dimethyl-1-oxa-8-azaspiro[4.5]decane* as a pale yellow oil (Note 11) and (Note 12).

## 2. Notes

1. Anhydrous tetrahydrofuran was prepared by distillation under argon from sodium benzophenone ketyl.
2. 2-Bromopropene, obtained from Aldrich Chemical Company, Inc., was distilled and then passed through a plug of activity IV basic alumina immediately before use.
3. The fine white emulsion formed at this stage was collected with the organic phase and was cleared in the subsequent brine washings.
4. This crude material was acceptable for use in the second step, although more p-toluenesulfonic acid will be required if large amounts of tributylamine are present. The diol mixture, free from tributylamine, can be obtained by careful chromatography on silica gel using ethyl acetate-hexane (1:1). The purified sample has the following characteristics:  $^1\text{H}$  NMR (500 MHz,  $\text{CDCl}_3$ , major isomer)  $\delta$ : 1.10 (d, 3 H,  $J = 6.5$ ,  $\text{CH}_3$ ), 1.37 (s, 3 H,  $\text{CH}_3$ ), 1.80 (s, 3 H,  $\text{CH}_3$ ), 2.21 (br s, 2 H,  $2 \times \text{OH}$ ), 3.77 (q, 1 H,  $J = 5.6$ , CH), 4.89 (d, 1 H,  $J = 1.1$ ,  $\text{CH}=\text{C}$ ), 5.06 (s, 1 H,  $\text{CH}=\text{C}$ ); IR (film)  $\text{cm}^{-1}$ : 3421, 3397, 3390, 3364, 2981, 2937, 1088; MS (CI)  $m/z$  113.0936 (113.0966 calcd for  $\text{C}_7\text{H}_{14}\text{O}_2$ , MH  $-\text{H}_2\text{O}$ ).
5. The major isomer is assigned the 3R, 4S stereochemistry on the expectation that the addition would occur preferentially with Cram (Felkin-Ahn) selectivity.<sup>3</sup> This assignment was confirmed by  $^1\text{H}$  NMR DNOE experiments on the isobutyraldehyde acetal.
6. 1-Carboethoxy-4-piperidone was obtained from Aldrich Chemical Company, Inc., and used as received.
7. A series of 200-mL fractions was collected during flash chromatography. The product was eluted in fractions 3–8 as indicated by TLC analysis using 4% ethanolic phosphomolybdic acid stain.
8. This sample has the following characteristics:  $^1\text{H}$  NMR (500 MHz,  $\text{CDCl}_3$ , major isomer)  $\delta$ : 1.17 (d, 3 H,  $J = 5.1$ ,  $\text{CH}_3$ ), 1.26 (t, 3 H,  $J = 7.1$ ,  $\text{OCH}_2\text{CH}_3$ ), 1.45 (s, 3 H,  $\text{CH}_3$ ), 1.77 (s, 3 H,  $\text{CH}_3\text{C}=\text{C}$ ), 1.60–1.81 (m, 5 H,  $2 \times \text{CH}_2$  and CH), 3.43–3.75 (m, 4 H,  $2 \times \text{CH}_2\text{N}$ ), 4.13 (q, 2 H,  $J = 7.1$ ,  $\text{OCH}_2\text{CH}_3$ ), 4.96 (s, 2 H,  $\text{CH}_2=\text{C}$ ); IR (film)  $\text{cm}^{-1}$ : 2977, 1702, 1433, 1238, 1122; MS (CI)  $m/z$  284.1850 (284.1861 calcd for  $\text{C}_{15}\text{H}_{25}\text{NO}_4$ , MH). Anal. Calcd for  $\text{C}_{15}\text{H}_{25}\text{NO}_4$ : C, 63.58; H, 8.89; N, 4.94. Found: C, 63.48; H, 8.90; N, 4.89.
9. Nitromethane was dried by distillation of a 10:1 mixture of nitromethane and trifluoroacetic anhydride and collection of the center fraction that distilled at  $100^{\circ}\text{C}$ .
10. Tin(IV) chloride ( $\text{SnCl}_4$ ) was obtained from Aldrich Chemical Company, Inc., and handled under an atmosphere of argon.
11. Gas chromatographic analysis using a 25-m 10% SP 2100 silicone column showed that this sample was 94% pure and contained one major unidentified impurity. Bulb-to-bulb distillation ( $200^{\circ}\text{C}$ , 0.6 mm) of a 7.4-g sample of the crude product afforded 7.0 g (85%) of the product as a pale yellow oil, which was shown by GLC analysis to be of 100% purity. This sample has the following spectral characteristics:  $[\alpha]_{\text{D}} -79.1^{\circ}$  (MeOH,  $c$  1.0);  $^1\text{H}$  NMR (500 MHz,  $\text{CDCl}_3$ )  $\delta$ : 1.17 (d, 3 H,  $J = 6.6$ ,  $\text{CH}_3$ ), 1.25 (m, 6 H,  $\text{OCH}_2\text{CH}_3$  and  $\text{CH}_3$ ), 1.70–1.90 (m, 4 H,  $2 \times \text{CH}_2$ ), 2.19 (s, 3 H,  $\text{CH}_3\text{CO}$ ), 1.57 (d, 1 H,  $J = 13.5$ ) 2.36 (d, 1 H,  $J = 13.5$ ), 3.38–3.70 (m, 4 H,  $2 \times \text{CH}_2\text{N}$ ), 3.89 (q, 1 H,  $J = 6.6$ , CH) 4.12 (q, 2 H,  $J = 7.1$ ,  $\text{OCH}_2\text{CH}_3$ );  $^{13}\text{C}$  NMR (125 MHz,  $\text{CDCl}_3$ )  $\delta$ : 14.5, 15.6, 22.5, 28.3, 36.0, 37.0, 40.7, 41.1, 47.3, 58.4, 61.0, 79.1, 81.0, 155.5, 210.3; IR (film)  $\text{cm}^{-1}$ : 2977, 2937, 1705, 1701, 1698, 1472, 1455, 1434, 1365, 1356, 1274, 1237; MS (CI)  $m/z$  284.1845 (284.1860 calcd for  $\text{C}_{15}\text{H}_{25}\text{NO}_4$ , MH). Anal. Calcd for  $\text{C}_{15}\text{H}_{25}\text{NO}_4$ : C, 63.58; H, 8.89; N, 4.94. Found: C, 63.38; H, 8.87; N, 4.88.
12. The enantiomeric excess of the product is  $>96\%$ . This was determined by treating a sample of the ketone with sodium borohydride/methanol ( $\text{NaBH}_4/\text{MeOH}$ ) ( $23^{\circ}\text{C}$ ) and separating the resulting 3:2 mixture of alcohol diastereomers by flash chromatography (silica gel, 2:3 ethyl acetate-hexane). The major alcohol diastereomer was

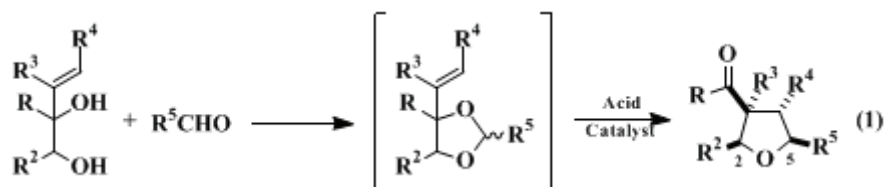
converted to its Mosher ester<sup>4</sup> [2.5 eq of (+)- $\alpha$ -methoxytrifluoromethylphenylacetic acid, 3 eq of dicyclohexylcarbodiimide, and 0.2 eq of 4-(dimethylamino)pyridine, CH<sub>2</sub>Cl<sub>2</sub>] and the crude esterification reaction mixture was analyzed using 500 MHz <sup>1</sup>H NMR. None of the minor diastereomer was observed while doping experiments established that 2% would have been detected [diagnostic signals:  $\delta$  1.80 ( $\delta$ , J = 13.4, major ester diastereomer);  $\delta$  1.82 ( $\delta$ , J = 14.1, minor ester diastereomer)].

### Waste Disposal Information

All toxic materials were disposed of in accordance with "Prudent Practices in the Laboratory"; National Academy Press; Washington, DC, 1995.

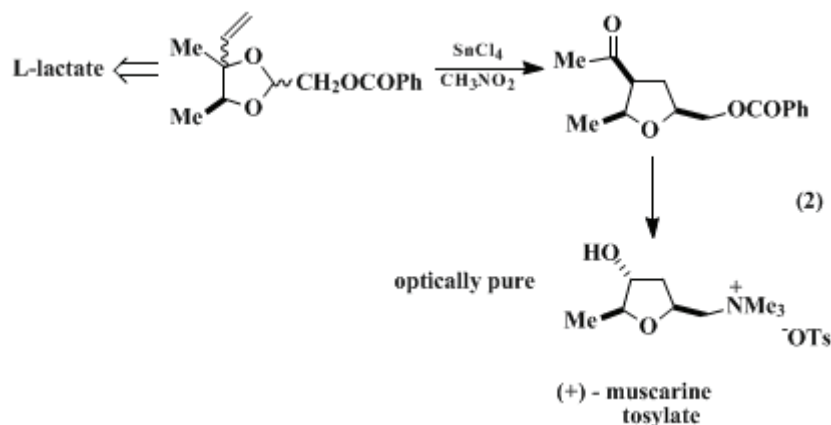
### 3. Discussion

This procedure illustrates a fundamentally new method for constructing substituted tetrahydrofurans.<sup>5,6,7,8,9,10</sup> This practical method assembles the tetrahydrofuran ring from allylic diol and carbonyl components and in the process forms three ring bonds: C(2)-C(3), C(4)-C(5) and O-C(5). Both aldehydes (eq 1) and ketones (illustrated in the present procedure) can be employed as the carbonyl component. Although it is often convenient to isolate the acetal intermediate, conversion to the 3-acyltetrahydrofuran can also be accomplished in many cases by the direct reaction of the diol and carbonyl components.<sup>8</sup> High cis stereoselectivity (at least 20:1) is observed in the preparation of tetrahydrofurans that contain single side chains at carbons 2 and 5 (eq. 1). The kinetically controlled product also has the cis relationship of these side chains and the 3-acyl substituent.



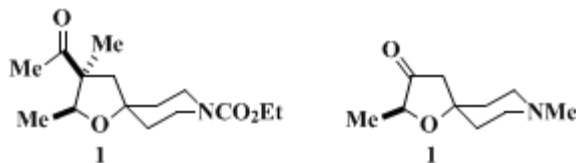
A definitive feature of this highly stereoselective new route to substituted tetrahydrofurans is that both syn and anti allylic diol stereoisomers typically afford identical tetrahydrofuran products. Thus, there is no need for stereoselective construction of the allylic diol reaction partner. The construction of substituted tetrahydrofurans in high enantiomeric purity from non-racemic allylic diol precursors has also been established.<sup>5,7</sup> The rearrangement illustrated in eq. 2 is the key step in a recent synthesis of (+)-muscarine.

The scope and mechanism of the SnCl<sub>4</sub>-promoted rearrangement of allylic acetals have been investigated in detail and these studies provide considerable guidance for using this new tetrahydrofuran synthesis.<sup>5,6,7,8,9</sup> Three major limitations emerge from studies conducted to date: (1) When the tetrahydrofuran construction involves a ketone, and thus forms a quaternary center at C(5), allylic diols with alkene substituents more nucleophilic than terminal vinyl rearrange in highest yield. (2) Allylic acetals that are reluctant to ring open in the presence of acid catalysts to generate oxocarbenium ions often undergo decomposition, rather than conversion to acyltetrahydrofuran products. (3) Allylic acetals that form highly stabilized oxocarbeniums (e.g., cinnamaldehyde-derived acetals) do not undergo conversion to 3-acyltetrahydrofurans.



This procedure illustrates the asymmetric synthesis of a spirobicyclic tetrahydrofuran from the reaction of readily available (S)-3-[[[(1,1-dimethylethyl)diphenylsilyl]oxy]-2-butanone<sup>2</sup> with cyclic ketones. The specific example described

here affords an azaspirobicyclic **tetrahydrofuran 1** that is structurally related to a recently reported class of powerful muscarinic agonists, exemplified by **2**.<sup>10</sup> Consistent with limitation (1) noted above, the related reaction of **3-methyl-4-pentene-2,3-diol** (which contains a less-nucleophilic terminal vinyl participant) occurs in lower yield. As with other acetals that contain an electron-withdrawing heteroatom  $\beta$  or  $\gamma$  to the **acetal carbon**, the rearrangement described in this procedure is more efficient in **nitromethane** than in the less-ionizing solvent **dichloromethane** ( $\text{CH}_2\text{Cl}_2$ ).<sup>7</sup>



This preparation is referenced from:

- [Org. Syn. Coll. Vol. 9, 139](#)

---

### References and Notes

1. Department of Chemistry, University of California, Irvine, CA 92717. Supported in part by NIH grant NS-12389.
2. Overman, L. E.; Rishton, G. M. *Org. Synth., Coll. Vol. IX* **1998**, 139.
3. Overman, L. E.; McCready, R. J. *Tetrahedron Lett.* **1982**, 23, 2355; Nakata, T.; Tanaka, T.; Oishi, T. *Tetrahedron Lett.* **1983**, 24, 2653; Keck, G. E.; Boden, E. P. *Tetrahedron Lett.* **1984**, 25, 265.
4. Dale, J. A.; Mosher, H. S. *J. Am. Chem. Soc.* **1973**, 95, 512; Dale, J. A.; Dull, D. L.; Mosher, H. S. *J. Org. Chem.* **1969**, 34, 2543.
5. Hopkins, M. H.; Overman, L. E. *J. Am. Chem. Soc.* **1987**, 109, 4748.
6. Herrinton, P. M.; Hopkins, M. H.; Mishra, P.; Brown, M. J.; Overman, L. E. *J. Org. Chem.* **1987**, 52, 3711.
7. Hopkins, M. H.; Overman, L. E.; Rishton, G. M. *J. Am. Chem. Soc.* **1991**, 113, 5354.
8. Brown, M. J.; Harrison, T.; Herrinton, P. M.; Hopkins, M. H.; Hutchinson, K. D.; Mishra, P.; Overman, L. E. *J. Am. Chem. Soc.* **1991**, 113, 5365.
9. Brown, M. J.; Harrison, T.; Overman, L. E. *J. Am. Chem. Soc.* **1991**, 113, 5378.
10. Shapiro, G.; Buechler, D.; Hennet, S. *Tetrahedron Lett.* **1990**, 31, 5733.

---

### Appendix

#### Chemical Abstracts Nomenclature (Collective Index Number); (Registry Number)

brine

sodium benzophenone ketyl

(2R,3S)- and (2S,3S)-1,4-Dioxo-2,3-dimethyl-2-(1-methylethenyl)-8-carboethoxy-8-azaspiro[4.5]decane

2,3-dimethyl-1-pentene-3,4-diols

ethanolic phosphomolybdic acid

3-acyltetrahydrofuran

(+)-muscarine

[ethyl acetate](#) (141-78-6)

[methanol](#) (67-56-1)

[ammonium chloride](#) (12125-02-9)

[sodium sulfate](#) (7757-82-6)

[Pentane](#) (109-66-0)

[Nitromethane](#) (75-52-5)

[dichloromethane](#) (75-09-2)

[tin\(IV\) chloride](#) (7646-78-8)

[Tetrahydrofuran](#) (109-99-9)

[hexane](#) (110-54-3)

argon (7440-37-1)  
sodium borohydride (16940-66-2)  
dicyclohexylcarbodiimide (538-75-0)  
tributylamine (102-82-9)  
trifluoroacetic anhydride (407-25-0)  
p-toluenesulfonic acid (104-15-4)  
ethyl acetate-hexane (2639-63-6)  
acetal carbon (463-57-0)  
Tetrabutylammonium fluoride (429-41-4)  
2-Bromopropene (557-93-7)  
4-(dimethylamino)pyridine (1122-58-3)  
tert-Butyllithium (594-19-4)  
(+)- $\alpha$ -methoxytrifluoromethylphenylacetic acid (56135-03-6)  
(2S,3S)-3-Acetyl-8-carboethoxy-2,3-dimethyl-1-oxa-8-azaspiro[4.5]decane (155534-75-1)  
3-(S)-[(tert-Butyldiphenylsilyl)oxy]-2-butanone,  
(S)-3-[[[(1,1-dimethylethyl)diphenylsilyl]oxy]-2-butanone (135367-18-9)  
tert-butyldiphenylsilyl  
1-Carboethoxy-4-piperidone (29976-53-2)  
isobutyraldehyde acetal  
3-methyl-4-pentene-2,3-diol